

UROLOGIE
UROLOGY

32

INHALT / CONTENTS

SETS SETS SETS

Alle Sets im Überblick | *All sets at a glance* ★ 4-5

1 OPTIKEN ENDOSCOPES

Starre Zystoskope <i>Rigid Cystoscopes</i>	8-9
Semi-flex Zystoskope <i>Semi-flex Cystoscopes</i>	8-9
Kompakt Zystoskope <i>Compact Cystoscopes</i>	10-11
Flexible Zystoskope <i>Flexible Cystoscopes</i>	12-13
Kompakt Nephroskope <i>Compact Nephroscopes</i>	14-15
Mini-Nephroskope <i>Mini-Nephroscopes</i>	16-17
Standard Nephroskope <i>Standard Nephroscopes</i>	17
Uretero-Renoskope <i>Uretero-Renoscopes</i>	18-21
Flexible Uretero-Renoskope <i>Flexible Uretero-Renoscopes</i>	22-23

2 ZYSTOSKOPIE CYSTOSCOPY

Zysto-Urethroskop-Schäfte <i>Cysto-urethroscope-sheaths</i>	26-27
Obturatoren <i>Obturator</i>	26-27
Flexible Instrumente <i>Flexible instruments</i>	28-29
Semi-starre Instrumente <i>Semi-rigid instruments</i>	28-29
Elektroden & Steinfänger <i>Electrodes & stone baskets</i>	30-31
Optische Zangen <i>Optical forceps</i>	32
Optikbrücken <i>Telescope bridges</i>	33
Albarrane <i>Albarrans</i>	33
Zystoskopie Sets <i>Cystoscopy sets</i> ★	34-37

3 RESEKTOSKOPIE RESECTOSCOPY

Bipolare Arbeitselemente <i>Bipolar working elements</i>	40-41
Bipolare Elektroden <i>Bipolar electrodes</i>	42-43
Universal Arbeitselemente <i>Universal working elements</i>	44-45
Universal Elektroden <i>Universal electrodes</i>	46-47
Monopolare Arbeitselemente <i>Monopolar working elements</i>	48-49
Monopolare Elektroden <i>Monopolar electrodes</i>	50-51
Resektoskopie-Schäfte <i>Resectoscopy-sheaths</i>	52
Obturatoren <i>Obturator</i>	53
Suprapubisches Set <i>Suprapubic set</i>	54
Resektoskopie Sets <i>Resectoscopy sets</i> ★	55-63

4 LASER CHIRURGIE LASER SURGERY

Universal Laser Zysto Set <i>Universal laser cystoscopy set</i>	66
---	----

Laser Resektionsset <i>Laser resection set</i>	67
Zerlegb. Laser Resektionsset <i>Demount. laser resection set</i>	68
Laser Resektionsset <i>Laser resection set 26 CH.</i>	69
Laser Resektionsset <i>Laser resection set 22 CH.</i>	70
Laser Resektionsset <i>Laser resection set 18 CH.</i>	71
Laserfaser Kompatibilität <i>Laser fiber compatibility</i>	72-73

5 URTHROTOMIE URETHROTOMY

Optische Urethrotom-Schäfte <i>Visual urethrotome sheaths</i>	76-77
Obturatoren <i>Obturator</i>	76
Strikturmesser <i>Cold knives</i>	78-79
Optische Urethrotomie Sets <i>Visual Urethrotomy sets</i> ★	80-83
Otis Urethrotom <i>Otis Urethrotome</i>	84

6 LITHOTRIPSIE LITHOTRIPSY

Optische Steinzange <i>Optical stone forceps</i>	88
Mauermayer Steinstanze <i>Mauermayer stone punch</i>	88
Stein Lithotriptor <i>Stone lithotripter</i>	89
Lithotripsie Sets <i>Lithotripsy sets</i> ★	90

7 PCN NEPHROSKOPIE PCN NEPHROSCOPY

Nephroskop-Schäfte <i>Nephroscope-sheaths</i>	94-95
Obturatoren <i>Obturator</i>	94
Flexible Instrumente <i>Flexible instruments</i>	96-97
Semi-starre Instrumente <i>Semi-rigid instruments</i>	96-97
Dilatoren <i>Dilator</i>	96-97
Nephroskopie Sets <i>Nephroscopy sets</i> ★	98-101









8 URETERO-RENSKOPIE URETERO-RENSCOPY

Flexible Instrumente <i>Flexible instruments</i>	104-105
Semi-starre Instrumente <i>Semi-rigid instruments</i>	104-105
Uretero-Renoskopie Sets <i>Uretero-Renocopy sets</i> ★	106-108

9 ZUBEHÖR ACCESSORIES

Hilfsinstrumente <i>Ancillary instruments</i>	112-113
Bougies nach Dittel <i>Bougies by Dittel</i>	114-115

KENNZEICHNUNGEN / SYMBOLS

 <p>Premium Produkt / Topseller <i>Premium product / Topseller</i></p>	 <p>Quick-Lock Technologie <i>Quick-Lock technology</i></p>
 <p>Seitenverweise <i>Page reference</i></p>	 <p>Farbkennung / Größe <i>Colour-code / Size</i></p>
 <p>Bipolare Verwendung <i>Bipolar use</i></p>	 <p>Monopolare und bipolare Verwendung <i>Monopolar and bipolar use</i></p>
 <p>Monopolare Verwendung <i>Monopolar use</i></p>	 <p>Stromlose Verwendung <i>Use without HF</i></p>
 <p>Anwendungsgebiet Erwachsene <i>For the application to adults</i></p>	 <p>Anwendungsgebiet Kinder <i>For the application children</i></p>
 <p>Anwendungsgebiet Jugendliche <i>For the application to adolescents</i></p>	 <p>Anwendungsgebiet Neugeborene <i>For the application new born</i></p>
 <p>Optik Ø in mm / Länge <i>Scope Ø in mm / Length</i></p>	 <p>Arbeitskanal Ø in Ch. / Länge <i>Working channel Ø in Ch. / Length</i></p>
 <p>Semi-flexible Optik <i>Semi-flexible scope</i></p>	 <p>Verwendung mit Laser <i>Use with laser</i></p>
 <p>Einmalverwendbares, steriles Produkt <i>Single-use, sterile product</i></p>	

* Die Firmen Storz, Olympus, Wolf, ACMI, Greenlight Fibers, Lumenis, Quanta, Biolitec, Lisa Laser und Boston Scientific einschließlich ihrer Markennamen und verwandten Produkten unterliegen dem Schutz des geistigen Eigentums. Ihre Verwendung impliziert keine Zugehörigkeit oder Billigung durch diese.



* The companies Storz, Olympus, Wolf, ACMI, Greenlight Fibers, Lumenis, Quanta, Biolitec, Lisa Laser und Boston Scientific including their brand names and related products are protected under intellectual property laws. The use of them does not imply any affiliation with or endorsement by them.

SETS / SETS

ALLE SETS AUF EINEN BLICK | ALL SETS AT A GLANCE


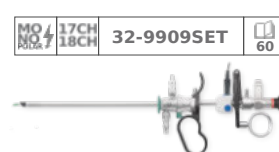
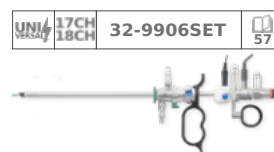
2

ZYSTOSKOPIE
CYSTOSCOPY



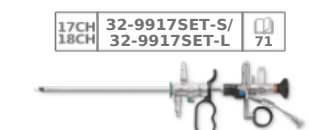
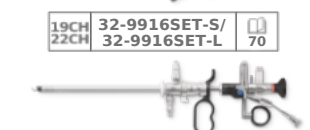
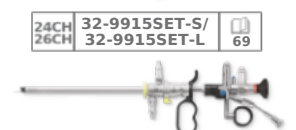



3

RESEKTOSKOPIE
RESECTOSCOPY



4

LASER CHIRURGIE
LASER SURGERY



5

URETHROTOMIE
URETHROTOMY



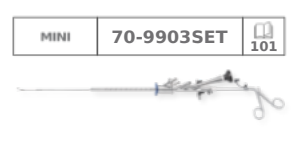



6

LITHOTRIPSIE
LITHOTRIPSY






7

PCN NEPHROSKOPIE
PCN NEPHROSCOPY



8


URETERO-RENSKOPIE
URETERO-RENSCOPY



SETS

OPTIKEN / ENDOSCOPES

SYSTEMÜBERBLICK | SYSTEM OVERVIEW




ZYSTOSKOPE | CYSTOSCOPES

STARRE & SEMI-FLEX HD ZYSTOSKOPE | RIGID & SEMI-FLEX HD CYSTOSCOPES

FAKTEN & VORTEILE

- HD-Auflösung und goldgelötete Linsen aus Saphirglas
- Farbkodierte Identifikationsringe zur einfachen Erkennung der Blickrichtung
- C-Mount Kamerakupplung
- Inklusive verschiedener Adapter (Ackermann, Storz¹, Olympus¹, Wolf¹, ACMI¹)
- Saphirgläser gewährleisten höchste Stabilität gegen Beschädigungen am Linsensystem
- Eine optimierte Anordnung der Glasfasern sorgen für eine einheitliche Bildhelligkeit in höchster Qualität
- Hauptteil und Gehäuse sind gefertigt aus Edelstahl, das Okular aus hochwertigem Kunststoff
- In 2.7 mm, 2.9 mm oder 4 mm Durchmesser mit 0°, 15°, 30° oder wahlweise 70° Blickwinkel
- Hohe Lichtübertragung und farbgetreue Bilder


SEMI-FLEX OPTIKEN

- Höhere Flexibilität und Widerstandsfähigkeit im Vergleich zu starren Standardoptiken
- Geringere Anfälligkeit gegen äußere mechanische Einwirkungen
- Durch die Flexibilität ideal für die pädiatrische Anwendung geeignet
- Durch  gekennzeichnet

FACTS & FEATURES

- HD resolution and gold-soldered lenses made of sapphire glass*
- Colour-coded identification rings for easy recognition of angle of view*
- C-Mount camera coupling*
- Includes various adapters (Ackermann, Storz¹, Olympus¹, Wolf¹, ACMI¹)*
- Sapphire glasses ensure highest stability against damages on the lens system*
- Optimized arrangement of glass fibers provide for a uniform image brightness in the highest quality*
- Main part and body made of stainless steel, ocular made of high-quality polymer*
- In 2.7 mm, 2.9 mm or 4 mm diameter with angle of view in 0°, 15°, 30° or optionally 70°*
- High and precise light transmission for true-to-colour images*

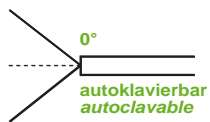
SEMI-FLEX SCOPES

- Higher flexibility and durability in comparison to rigid standard optics*
- Reduced susceptibility to external mechanical influences*
- Ideal for pediatric use due to its flexibility appropriate*
- Identified by *

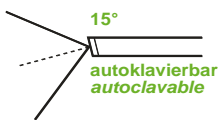


ZYSTOSKOPE | CYSTOSCOPES

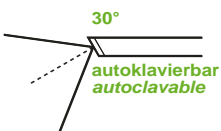
STARRE & SEMI-FLEX HD ZYSTOSKOPE | RIGID & SEMI-FLEX HD CYSTOSCOPES



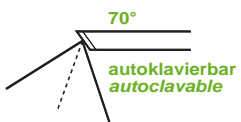
32-4000		Ø 4 mm	302 mm	0° Zystoskop 0° Cystoscope
32-4002		Ø 2.9 mm		
32-4005		Ø 2.7 mm		
32-4305-0	SEMI FLEX	Ø 2.7 mm	187.5 mm	
32-4500	SEMI FLEX	Ø 2 mm		



32-4010		Ø 4 mm	302 mm	15° Zystoskop 15° Cystoscope
32-4015		Ø 2.7 mm		



32-4020		Ø 4 mm	302 mm	30° Zystoskop 30° Cystoscope
32-4022		Ø 2.9 mm		
32-4025		Ø 2.7 mm		



32-4030		Ø 4 mm	302 mm	70° Zystoskop 70° Cystoscope
---------	--	--------	--------	---------------------------------

ZYSTOSKOPE | CYSTOSCOPES

KOMPAKT MINI-ZYSTOSKOPE | COMPACT MINI-CYSTOSCOPES

FAKTEN & VORTEILE

- Schaft zur sanften Dilatation in 3 Stufen
- Arbeitskanal zur Verwendung mit semi-starren und flexiblen Instrumenten
- Silikonventil für einfache und sichere Handhabung aller Zubehörteile
- Leichte und "einfach zu handhabende" Konstruktion
- 2 laterale Saug-Spül-Anschlüsse
- Umfangreiches Zubehör für alle pädiatrischen Urologieverfahren


FACTS & FEATURES

- Soft-dilation sheath in 3 sizes*
- Working channel for use with semi-rigid, flexible instruments and high-flow cannula*
- Silicone valve for safe and easy handling of all accessories*
- Lightweight engineering and "easy to use" concept*
- 2 lateral suction-irrigation connections*
- Large variety of all accessories for all kinds of pediatric urology procedures*



ZYSTOSKOPE | CYSTOSCOPES

KOMPAKT MINI-ZYSTOSKOPE | COMPACT MINI-CYSTOSCOPES



32-4011	150 mm AL WL	für Instrumente bis 5 Ch. <i>for instruments up to 5 Ch.</i>	<p>Pediatrisches Kompakt Nephroskop <i>Pediatric Compact Nephroscope</i></p> <p>Schaft <i>Sheath</i> 7.5 - 9 Ch. Arbeitskanal <i>Working channel</i> 6.8 Ch. Sichtfeld <i>Field of view</i> 90° Blickwinkel <i>Viewing angle</i> 0°</p>
32-4012	150 mm AL WL	für Instrumente bis 4 Ch. <i>for instruments up to 4 Ch.</i>	<p>Pediatrisches Kompakt Nephroskop <i>Pediatric Compact Nephroscope</i></p> <p>Schaft <i>Sheath</i> 6 - 7 Ch. Arbeitskanal <i>Working channel</i> 5.1 Ch. Sichtfeld <i>Field of view</i> 80° Blickwinkel <i>Viewing angle</i> 0°</p>
32-4013	150 mm AL WL	für Instrumente bis 3 Ch. <i>for instruments up to 3 Ch.</i>	<p>Pediatrisches Kompakt Nephroskop <i>Pediatric Compact Nephroscope</i></p> <p>Schaft <i>Sheath</i> 4.9 - 6.5 Ch. Arbeitskanal <i>Working channel</i> 4.0 Ch. Sichtfeld <i>Field of view</i> 80° Blickwinkel <i>Viewing angle</i> 0°</p>

ZYSTOSKOPE | CYSTOSCOPES

FLEXIBLE ZYSTOSKOPE | FLEXIBLE CYSTOSCOPES


FAKTEN & VORTEILE

- Einfacher Zugang durch 16.5 Ch. Schaft
- Genieteter Abwinklungsmechanismus vermindert die Gefahr von Rissen am Schaftende
- Aktive duale Winklung von 210°/120°
- Steuerhebel mit einfach zu handhabender Feststellbremse
- Ergonomisches Griff design
- Sichere und atraumatische Anwendung durch distales Schaftende
- Schockresistenter Schaft reduziert Bruchschäden
- Kompatibel mit gängigen flexiblen Instrumenten
- Gewichtsreduzierte Bauweise für ermüdungsfreies Arbeiten
- Messmarkierungen am Schaft
- Absaugventil, Dichtigkeitstester und Koffer inklusive

FACTS & FEATURES

- Easy access due to 16.5 Ch. sheath*
- Riveted deflection mechanism reduces the risk of cracks at the distal end*
- Active dual angular deflection of 210°/120°*
- Control lever with easy-to-use locking brake*
- Ergonomic handle design*
- Safe and atraumatic application due to distal sheath*

- Shock-resistant sheath greatly minimizes damage*
- Compatible with common flexible instruments*
- Lightweight engineering for fatigue-free working*
- Measuring markings on the sheath*
- Includes suction valve, leakage tester and case*



ZYSTOSKOPE | CYSTOSCOPES

FLEXIBLE ZYSTOSKOPE | FLEXIBLE CYSTOSCOPES



32-0000FLEX

380 mm WL
AL

für flexible Instrumente
for flexible instruments

Flexibles Zystoskop
Flexible Cystoscope

Schaft Sheath	16.5 Ch.
Arbeitskanal Working channel	6.9 Ch.
Aufwinklung Angulation up	210°
Abwinklung Angulation down	120°
Blickwinkel Viewing angle	100°
Sichtfeld Luft Field of view in air	100°
Sichtfeld Wasser Field of view in water	75°
Basisdurchmesser Base diameter	5.5 mm
Distaler Durchmesser Distal tip diameter	5.5 mm
Tiefenschärfe Depth of field	focusable
Bildbündelungspixel Image bundle pixels	18.000
Vollflex. Spitzenlänge Fully flexible tip length	45 mm

PCN NEPHROSKOPE | PCN NEPHROSCOPES

KOMPAKT NEPHROSKOPE | COMPACT NEPHROSCOPES

FAKTEN & VORTEILE

- Schlanke und zugleich robuste Bauweise
- Dauerspül-System
- Ovaler Schaft und runder Arbeitskanal
- 18.8 Ch. Schaftdurchmesser und integriertes Stablinsensystem zur Erzielung höchster Bildqualität
- Automatikventil
- Ideal für den bariatrischen Einsatz geeignet durch 220 mm Arbeitslänge
- Die Blickrichtung von 15° ermöglicht ein Sichtfeld von 80°

FACTS & FEATURES

- Slim and robust design*
- Continuous-flow-system*
- Oval sheath and round working channel*
- 18.8 Ch. sheath diameter and integrated rod lens system for finest image quality*
- Automatic valve*
- Ideal for bariatric applications due to 220 mm working length*
- Direction of view of 15° allows field of view of 80°*

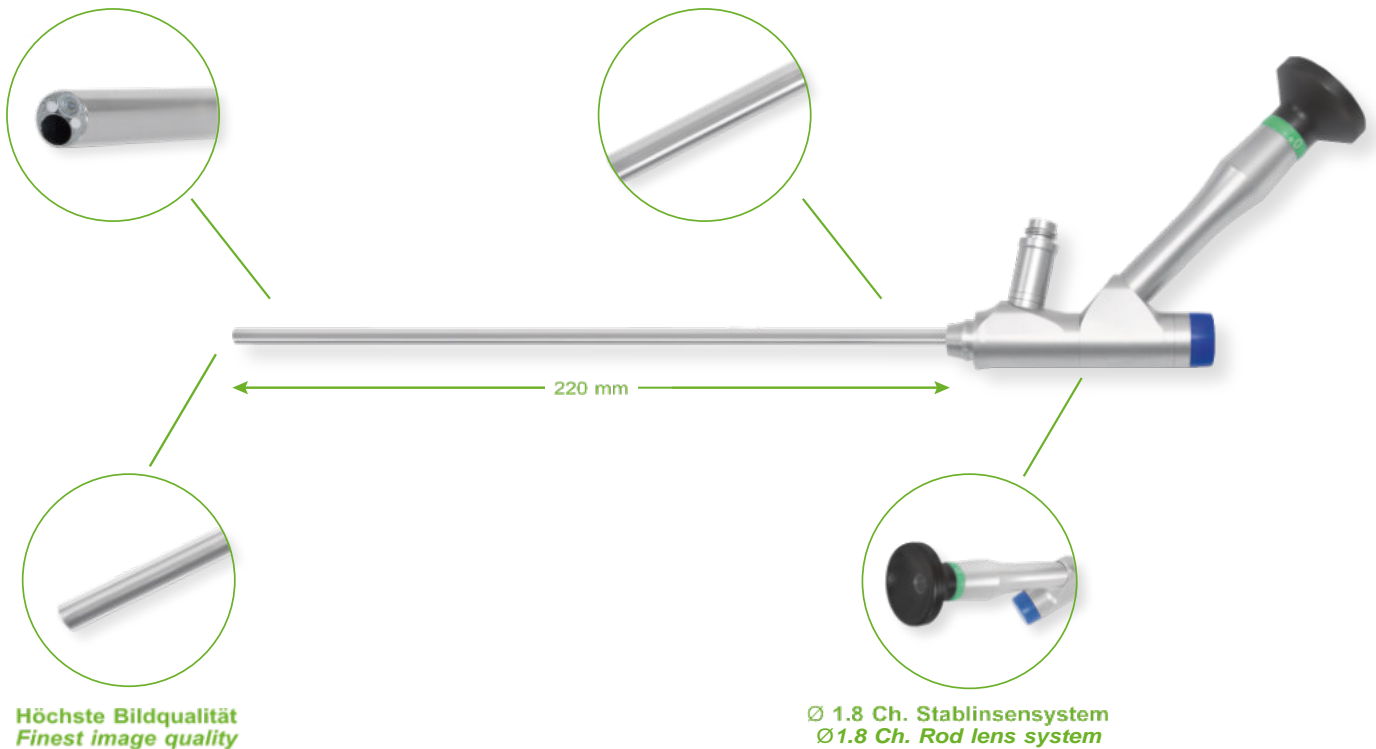


PCN NEPHROSKOPE | PCN NEPHROSCOPES

KOMPAKT NEPHROSKOPE | COMPACT NEPHROSCOPES

Ovaler Schaft & runder Arbeitskanal
Oval sheath & round working channel

220 mm AL- Ideal für bariatrischen Einsatz
220 mm WL - Ideal for bariatric use



Höchste Bildqualität
Finest image quality

Ø 1.8 Ch. Stablinsensystem
Ø1.8 Ch. Rod lens system

70-8200C

220 mm AL
WL

für Instrumente bis 12 Ch.
for instruments up to 12 Ch.

Kompakt Nephroskop
Compact Nephroscope

Schaft Sheath	18.8 Ch.
Arbeitskanal Working channel	12.9 Ch.
Sichtfeld Field of view	80°
Blickwinkel Viewing angle	12°
LQ Adapter Light source adapter	78° angled

PCN NEPHROSKOPE | PCN NEPHROSCOPES

MINI-NEPHROSKOPE | MINI-NEPHROSCOPES

FAKTEN & VORTEILE

- Extrem schlankes Design des Mini-Nephroskopes mit 12 Ch. minimiert das Trauma für die Niere
- Geeignete Operationsschäfte haben lediglich einen Durchmesser von 15 Ch., 16,5 Ch. oder 21 Ch.
- Arbeitskanal mit 6.6 Ch. für Instrumente bis 5 Ch.
- Blickrichtung von 12° und Sichtfeld von 80°
- Dauerspül-System
- Auflösung von 40.000 Pixel in Full HD
- Nierensteine werden mit einem Lithotriptor oder Laser-Lithotripsie-System fragmentiert
- Durch die Niederdruck-Sogwirkung um die Optik herum, werden Steinfragmente durch den Spülstrom entfernt


FACTS & FEATURES

- Extremely slim design, 12. Ch. Mini-Nephroscope minimizes kidney trauma*
- Suitable operating sheaths have diameters of only 15 Ch., 16,5 Ch. or 21 Ch.*
- Working channel with 6.6 Ch. for instruments up to 5 Ch.*
- Direction of view of 12° and field of view of 80°*
- Continuous-flow-system*
- Full HD 40.000 pixel resolution*
- Kidney stones are fragmented with a lithotripter or laser lithotripsy system*
- Optic creates a flushing stream which removes stone fragments*




PCN NEPHROSKOPE | PCN NEPHROSCOPES

MINI-NEPHROSKOPE | MINI-NEPHROSCOPES



70-8200MINI	220 mm AL WL	für Instrumente bis 5 Ch. <i>for instruments up to 5 Ch.</i>	Mini-Nephroskop <i>Mini-Nephroscope</i>
			Schaft <i>Sheath</i> 12 Ch. Arbeitskanal <i>Working channel</i> 6.6 Ch. Sichtfeld <i>Field of view</i> 80° Blickwinkel <i>Viewing angle</i> 12°

STANDARD NEPHROSKOPE | STANDARD NEPHROSCOPES



70-8200	200 mm AL WL	45°	Nephroskop mit 6° Sichtwinkel und 4.8 mm Arbeitskanal inkl. Adapter <i>Nephroscope with 6° direction of view and 4.8 mm working channel incl. Adapter</i>
70-8200-250	250 mm AL WL		
70-8201	200 mm AL WL	90°	
70-8201-250	200 mm AL WL		

URETERO-RENOSKOPE | URETERO-RENOSCOPES

HD SEMI-FLEX URETERO-RENOSKOPE | HD SEMI-FLEX URETERO-RENOSCOPES

FAKTEN & VORTEILE

Full HD 40.000 Pixel Auflösung für höchste Bildqualität

Semi-flexibler Schaft erleichtert die Arbeit in schwer zugänglichen Bereichen

Erhältlich in 310 mm und 425 mm Arbeitslänge, somit geeignet für die obere und untere Uretero-Renoskopie

Sanfter Dilatationsschaft ermöglicht einfaches Einführen und atraumatische Dilatation des Ureterus

45° gewinkelter Lichtleitkabelanschluss und

Instrumentenkanäle sorgen für eine ergonomische Handhabung

Optimierte Dilatation und kontinuierliche Absaugung verbessern das Sichtfeld bei Blutungen

Auslaufsichere Arbeitskanäle durch ein Silikonventilsystem mit 2 parallelen Dichtungen

In den großen 6.8 Ch. Arbeitskanälen können alle notwendigen Instrumente und Zubehör eingesetzt werden

FACTS & FEATURES

Full HD 40.000 pixel resolution ensures razor-sharp picture quality

Semi-flexible sheath facilitates working in areas difficult to access and ensures an optimal view

Available in 310 mm and 425 mm working length, suitable for upper and lower uretero-renaloscopy

Soft tapered sheath allows easy introduction and atraumatic dilatation of the ureter

45° angled light cable connector and instrument channels ensure ergonomic handling

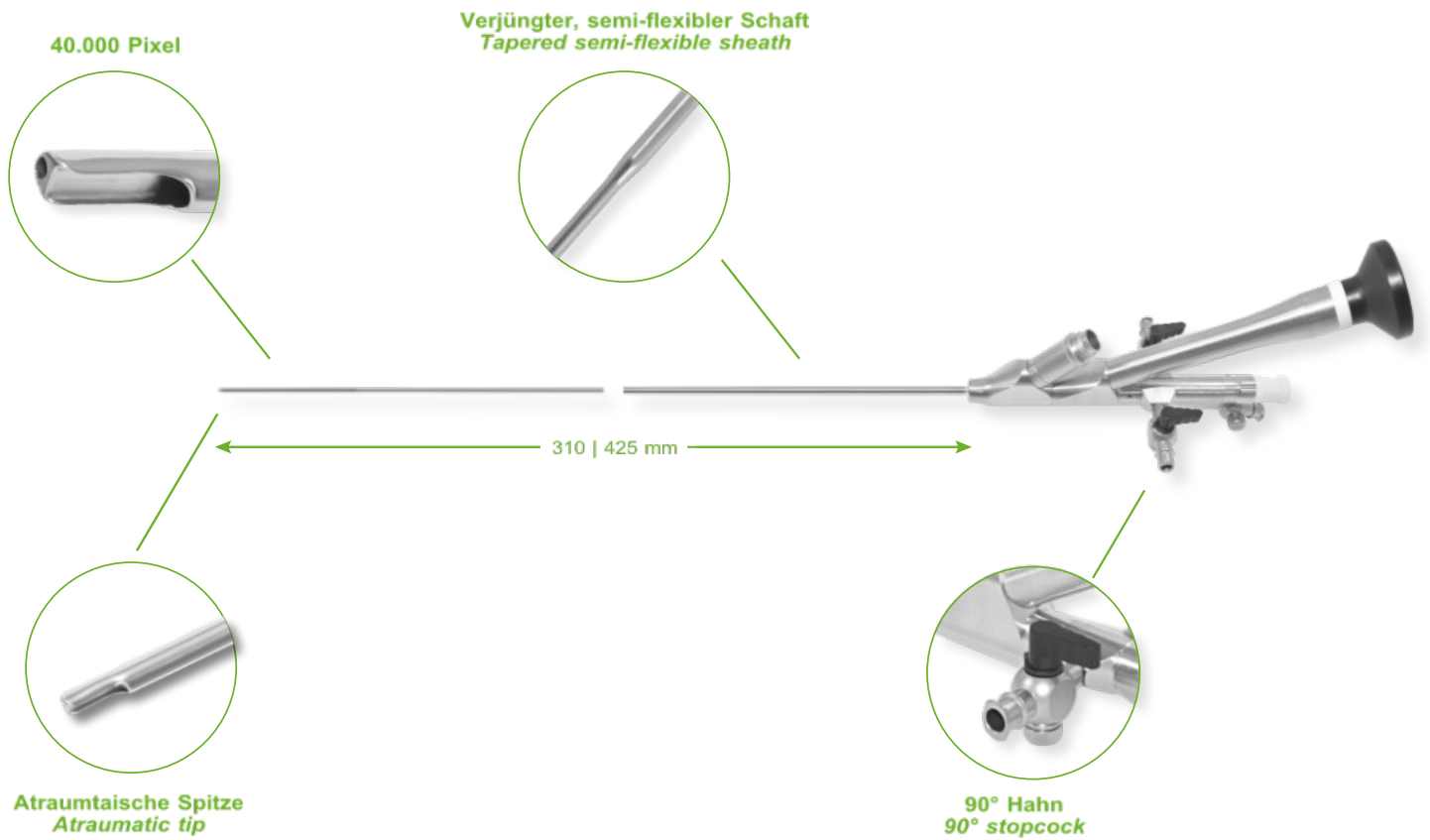
Improved dilatation and continuous suction enhance the field of vision during bleeding

Leakage-free working channels due to a silicone valve system with 2 parallel sealings

6.8 Ch. large working channel allows easy passage of all necessary instruments and accessories

URETERO-RENSKOPE | URETERO-RENSCOPIES

HD URETERO-RENSKOPE | HD URETERO-RENSCOPIES



70-8001	310 mm	AL WL	für Instrumente bis 5 Ch. for instruments up to 5 Ch.	Semi-flexibles Uretero-Renoskop Semi-flexible Uretero-Renoscope	Aussenschaft Outer sheath Arbeitskanal Working channel Sichtfeld Field of view Blickwinkel Viewing angle	7.5 - 9 - 12 Ch. 6.8 Ch. 90° 0°
70-8000	425 mm	AL WL				

URETERO-RENSKOPE | URETERO-RENSCOPIES

SCHLANKE & ULTRA SCHLANKE OPTIKEN | THIN & ULTRA THIN SEMI-FLEX SCOPES

FAKTEN & VORTEILE

Full HD 17.000 Pixel Auflösung für großartige Bildqualität

Die extra schlanken Arbeitskanäle von 5,1 Ch. und 4 Ch. ermöglichen das Arbeiten mit allen notwendigen Instrumenten und Zubehör und sorgen gleichzeitig für ein minimales Trauma

Semi-flexibler Schaft erleichtert die Arbeit in schwer zugänglichen Bereichen

Erhältlich in 310 mm und 425 mm Arbeitslänge, somit geeignet für die obere und untere Uretero-Renoskopie
Sanfter Dilatationsschaft ermöglicht einfaches Einführen und atraumatische Dilatation des Ureterus

45° gewinkelter Lichtleitkabelanschluss und Instrumentenkanäle sorgen für eine ergonomische Handhabung

Optimierte Dilatation und kontinuierliche Absaugung verbessern das Sichtfeld bei Blutungen

Auslaufsichere Arbeitskanäle durch ein Silikonventilsystem mit 2 parallelen Dichtungen

FACTS & FEATURES

Full HD 17.000 pixel resolution ensures great picture quality

The extra slim working channels of 5,1 Ch. and 4 Ch. allow to work with all the necessary instruments and accessories while minimizing trauma

Semi-flexible sheath facilitates working in areas difficult to access and ensures an optimal view

*Available in 310 mm and 425 mm working length, to access for upper and lower uretero-renalcopy
Soft-step tapered sheath enables easy introduction atraumatic dilatation of the ureter*

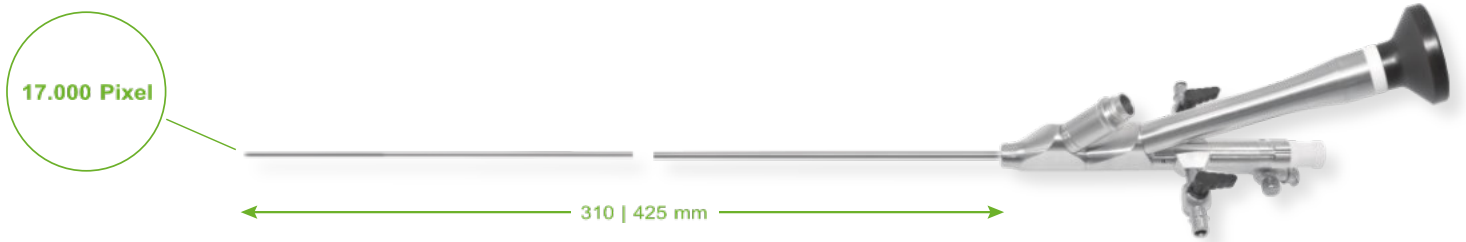
45° angled light cable connector and instrument channels ensure ergonomic handling

Improved dilatation and continuous suction enhance the field of vision during bleeding

Leakage-free working channels due to a silicone valve system with 2 parallel sealings


URETERO-RENSKOPE | URETERO-RENSCOPIES

SCHLANKE URETERO-RENSKOPE | THIN URETERO-RENSCOPIES



70-8001T	310 mm AL WL	für Instrumente bis 4 Ch. <i>for instruments up to 4 Ch.</i>	Semi-flexibles Uretero-Renoskop <i>Semi-flexible Uretero-Renoscope</i>	Aussenschaft <i>Outer sheath</i> Arbeitskanal <i>Working channel</i> Sichtfeld <i>Field of view</i> Blickwinkel <i>Viewing angle</i>	6 - 7 - 9 Ch. 5.1 Ch. 80° 0°
70-8000T	425 mm AL WL				

ULTRA SCHLANKE URETERO-RENSKOPE | ULTRA THIN URETERO-RENSCOPIES



70-8001UT	310 mm AL WL	für Instrumente bis 3 Ch. <i>for instruments up to 3 Ch.</i>	Semi-flexibles Uretero-Renoskop <i>Semi-flexible Uretero-Renoscope</i>	Aussenschaft <i>Outer sheath</i> Arbeitskanal <i>Working channel</i> Sichtfeld <i>Field of view</i> Blickwinkel <i>Viewing angle</i>	4.9 - 6.5 - 8.1 Ch. 4.0 Ch. 80° 0°
70-8000UT	425 mm AL WL				

URETERO-RENSKOPE | URETERO-RENSCOPIES

FLEXIBLE URETERO-RENSKOPE | FLEXIBLE URETERO-RENSCOPIES

FAKTEN & VORTEILE

- Einfacher Zugang durch 8.4 Ch. Schaft
- Genieteter Abwinklungsmechanismus vermindert die Gefahr von Rissen am Schaftende
- Beidseitig aktive Abwinklung von 275°
- Steuerhebel mit einfach zu handhabender Feststellbremse
- Ergonomisches Griff design
- Sichere und atraumatische Anwendung durch distales Schaftende
- Schockresistenter Schaft reduziert Bruchschäden
- Kompatibel mit gängigen flexiblen Instrumenten
- Gewichtsreduzierte Bauweise für ermüdungsfreies Arbeiten
- Memory-Effekt am Schaft
- Absaugventil, Dichtigkeitstester und Koffer inklusive

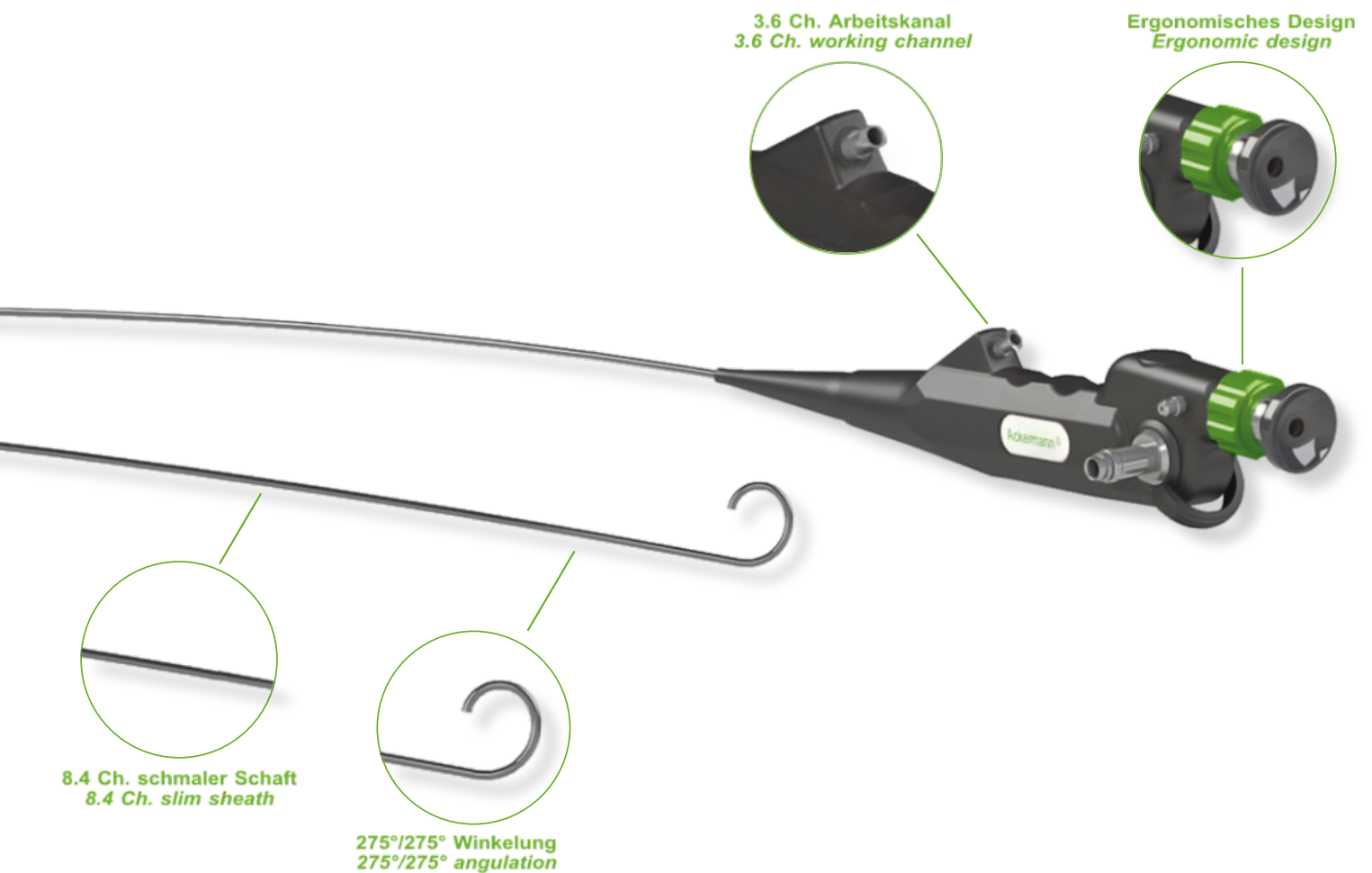
FACTS & FEATURES

- Easy access due to 8.4 Ch. sheath*
- Riveted deflection mechanism reduces the risk of cracks at the end of the sheath*
- Active dual angular deflection of 275°*
- Control lever with easy-to-use locking brake*
- Ergonomic handle design*
- Safe and atraumatic application due to distal sheath end*
- Shock-resistant sheath greatly minimizes damage*
- Compatible with common flexible instruments*
- Weight-reduces design for fatigue-free working*
- Sheath with memory-effect*
- Includes suction valve, leakage tester and case*



URETERO-RENSKOPE | URETERO-RENSCOPIES

FLEXIBLE URETERO-RENSKOPE | FLEXIBLE URETERO-RENSCOPIES



70-8000FLEX

680 mm WL
AL

für flexible Instrumente
for flexible instruments

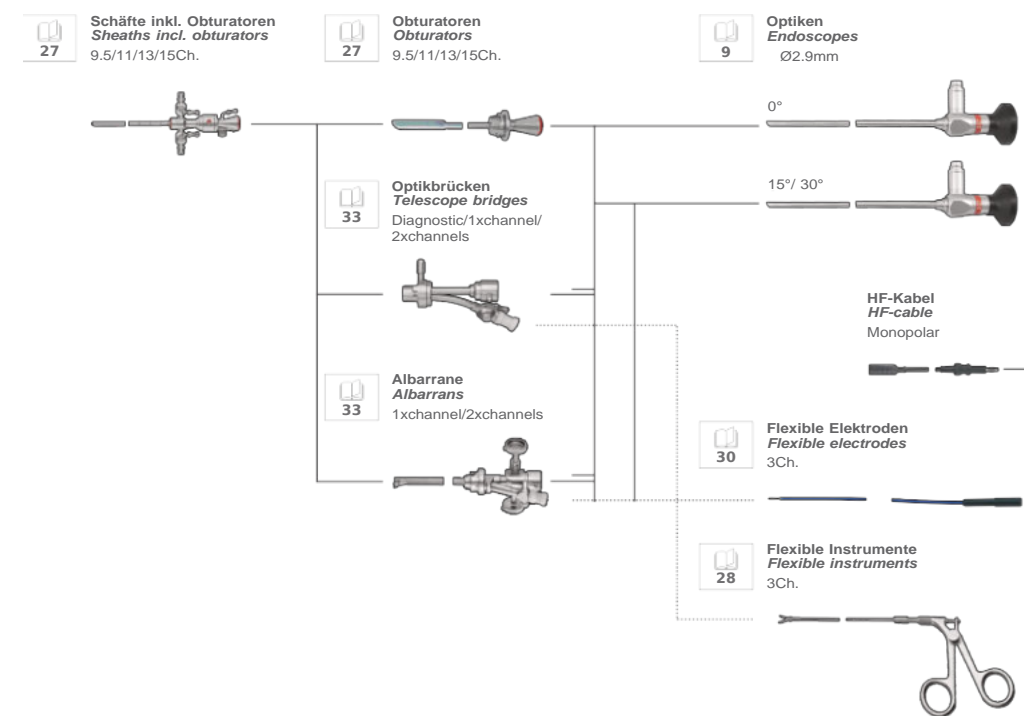
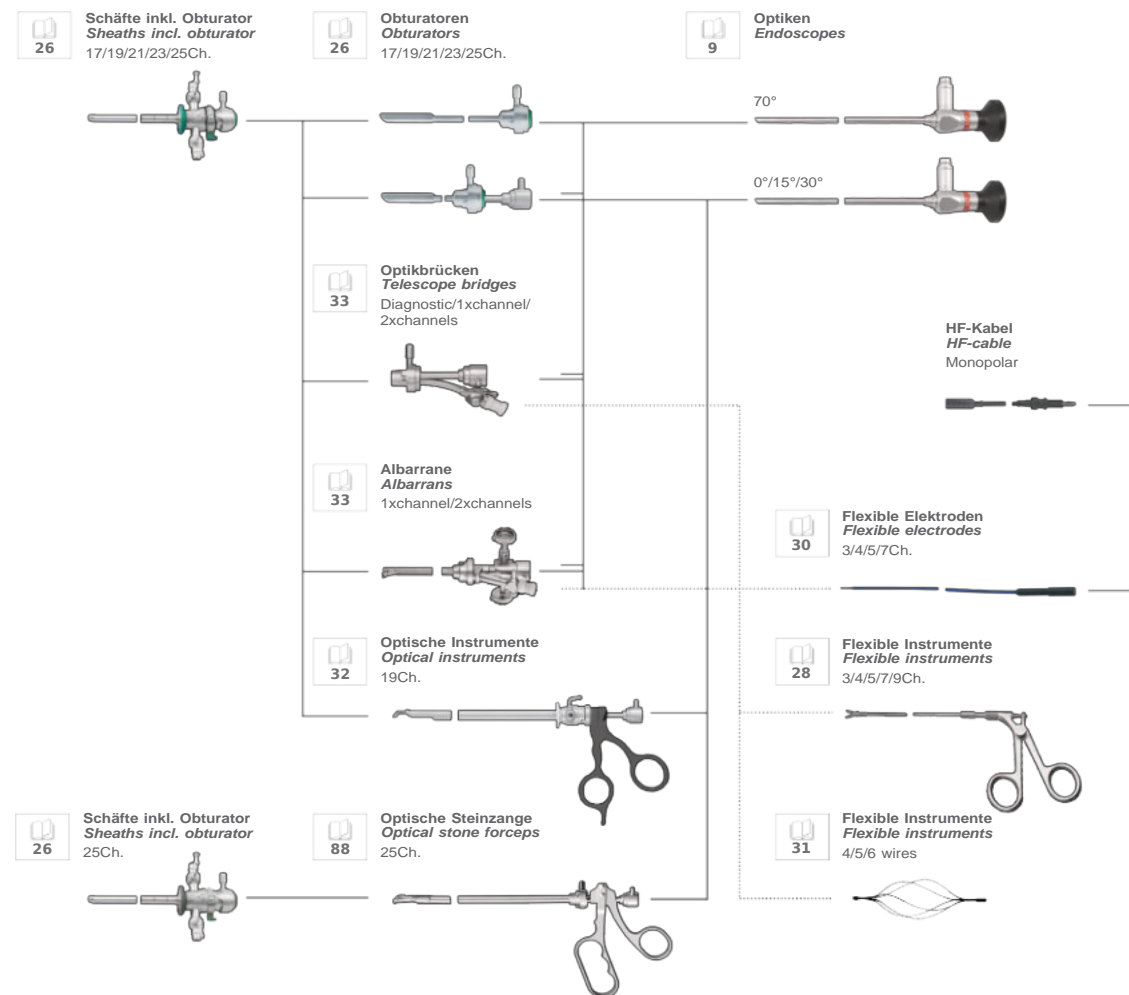
Flexibles Uretero-Renoskop
Flexible Uretero-Renoscope

Schaft Sheath	8.4 Ch.
Arbeitskanal Working channel	3.6 Ch.
Aufwinkelung Angulation up	275°
Abwinkelung Angulation down	275°
Blickwinkel Viewing angle	90°
Sichtfeld Luft Field of view in air	88°
Sichtfeld Wasser Field of view in water	66°
Basisdurchmesser Base diameter	2.9 mm
Distaler Durchmesser Distal tip diameter	3.0 mm
Tiefenschärfe Depth of field	focusable
Bildbündelungspixel Image bundle pixels	8.000
Vollflex. Spitzenlänge Fully flexible tip length	70 mm

ZYSTOSKOPIE / CYSTOSCOPY


SYSTEMÜBERBLICK ERWACHSENE | SYSTEM OVERVIEW ADULTS

SYSTEMÜBERBLICK PEDIATRIE | SYSTEM OVERVIEW PEDIATRY



ZYSTOSKOPIE | CYSTOSCOPY

ZYSTO-URETHROSKOP-SCHÄFTE & OBTURATOREN | CYSTO-URETHROSCOPE-SHEATHS & OBTURATORS



		Zysto-Urethroskop-Schaft inkl. Obturator <i>Cysto-Urethroscope-sheath incl. obturator</i>		Obturator - einzeln <i>Obturator - separate</i>		
		2 laterale Hähne <i>2 lateral stopcocks</i>	Zentralhahn <i>Central valve</i>	Standardobturator <i>Standard obturator</i>	Sichtobturator <i>Visual obturator</i>	
9	4.0 302mm	25CH ERWACHSENE ADULTS	32-4090 QL	32-4090CV QL	32-40900	32-4091
		23CH ERWACHSENE ADULTS	32-4085 QL	32-4085CV QL	32-40850	32-4086
		21CH ERWACHSENE ADULTS	32-4080 QL	32-4080CV QL	32-40800	32-4081
		19CH ERWACHSENE ADULTS	32-4075 QL	32-4075CV QL	32-40750	32-4076
		17CH ERWACHSENE ADULTS	32-4070 QL	32-4070CV QL	32-40700	32-4071

		Zysto-Urethroskop-Schaft inkl. Obturator <i>Cysto-Urethroscope-sheath incl. obturator</i>		Obturator - einzeln <i>Obturator - separate</i>	
		2 laterale Hähne <i>2 lateral stopcocks</i>	mit Arbeitskanal <i>with working channel</i>	Standardobturator <i>Standard obturator</i>	
9	2.9 302mm	15CH JUGENDLICHE ADOLESCENTS	32-4073 QL	32-4070-15 3Ch	32-40740
		13CH KINDER CHILDREN	32-4298 3Ch	32-42980	
		11CH KINDER CHILDREN	32-4510 3Ch	32-45100	
		9.5CH NEUGEBORENE NEW BORN	32-4511 3Ch	32-45110	



ZYSTOSKOPIE / CYSTOSCOPY

FLEXIBLE & SEMI-STARRE INSTRUMENTE | FLEXIBLE & SEMI-RIGID INSTRUMENTS



Instrumente, rotierbar
Instrumente, rotatable

Biopsiezange
Biopsy forceps Fremdkörperfazzange
Foreign body forceps Fasszange, gezahnt
Grasper, serrated Schere
Scissors Hakenschere
Hook scissors DJ Zange
DJ grasper



ERWACHSENE ADULTS							
FLEXIBLE	5 Ch. 400 mm	32-4121	32-4126	32-4131	32-4136		32-4170
FLEXIBLE	7 Ch. 400 mm	32-4120	32-4125	32-4130	32-4135	32-4140-7	32-4170-7
FLEXIBLE	9 Ch. 400 mm	32-4120-9		32-4130-9	32-4135-9	32-4140-9	32-4170-9
SEMI RIGID	5 Ch. 400 mm	32-4121SR	32-4126SR	32-4131SR	32-4136SR		32-4170SR
SEMI RIGID	7 Ch. 400 mm	32-4120SR	32-4125SR	32-4130SR	32-4135SR	32-4140-7SR	32-4170-7SR
SEMI RIGID	9 Ch. 400 mm	32-4120-9SR		32-4130-9SR	32-4135-9SR	32-4140-9SR	32-4170-9SR

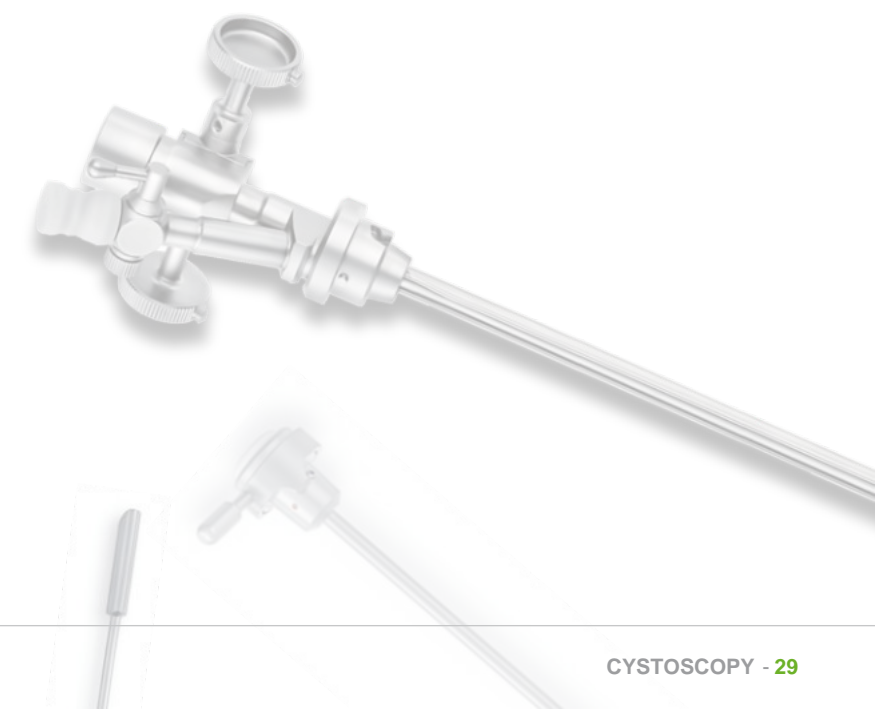
PEDIATRIE PEDIATRY					
FLEXIBLE	3 Ch. 280 mm	32-4162	32-4164	32-4160	32-4168
FLEXIBLE	4 Ch. 280 mm	32-4162-4	32-4164-4	32-4160-4	32-4168-4
FLEXIBLE	5 Ch. 280 mm	32-4162-5	32-4164-5	32-4160-5	32-4168-5
SEMI RIGID	3 Ch. 280 mm	32-4162SR	32-4164SR	32-4160SR	32-4168SR
SEMI RIGID	4 Ch. 280 mm	32-4162-4SR	32-4164-4SR	32-4160-4SR	32-4168-4SR
SEMI RIGID	5 Ch. 280 mm	32-4162-5SR	32-4164-5SR	32-4160-5SR	32-4168-5SR

INFO Kompatibilitätsmatrix für Zysto-Urethroskop-Schäfte mit Instrumenten
Compatibility matrix for cysto-urethroscope-sheaths with instruments

Brücke 32-4100
Bridge 32-4100 Brücke 32-4105
Bridge 32-4105 Albarran 32-4110
Albarran 32-4110 Albarran 32-4115
Albarran 32-4115




25Ch.	1 x 12 Ch.	2 x 8 Ch.	1 x 10 Ch.	2 x 8 Ch.
23Ch.	1 x 10 Ch.	2 x 7 Ch.	1 x 9 Ch.	2 x 6 Ch.
21Ch.	1 x 7 Ch.	2 x 6 Ch.	1 x 6 Ch.	2 x 5 Ch.
19Ch.	1 x 6 Ch.	2 x 5 Ch.	1 x 5 Ch.	2 x 4 Ch.
17Ch.	1 x 5 Ch.			



RESEKTOSKOPIE | RESECTOSCOPY



UNIVERSALE ARBEITSELEMENTE | UNIVERSAL WORKING ELEMENTS



4.0 302mm. 32-4216U

Aktives Arbeitselement - geschlossener Griff
Active working element - closed handle



4.0 302mm. 32-4220U

Passives Arbeitselement - geschlossener Griff
Passive working element - closed handle

2.9 302mm. 32-4275U

ERGÄNZED DAZU | COMPLEMENTARY



16-2000-1212

Neutralelektrode
Neutral electrode



11-1260UR

Monopolares Kabel, 3 m
Monopolar cable, 3 m




13-1641U

Bipolares Kabel für Universal Resektoskop, 3 m
Bipolar cable for universal resectoscope, 3 m

ZYSTOSKOPIE | CYSTOSCOPY

FLEXIBLE ELEKTRODEN & STEINFÄNGER | FLEXIBLE ELECTRODES & STONE BASKETS



Flexible monopolare Elektroden <i>Flexible monopolar electrodes</i>			
Kugelelektrode <i>Ball electrode</i>	Nadelektrode <i>Needle electrode</i>	Messerelektroden <i>Knife electrode</i>	Schlingenelektroden <i>Loop electrode</i>



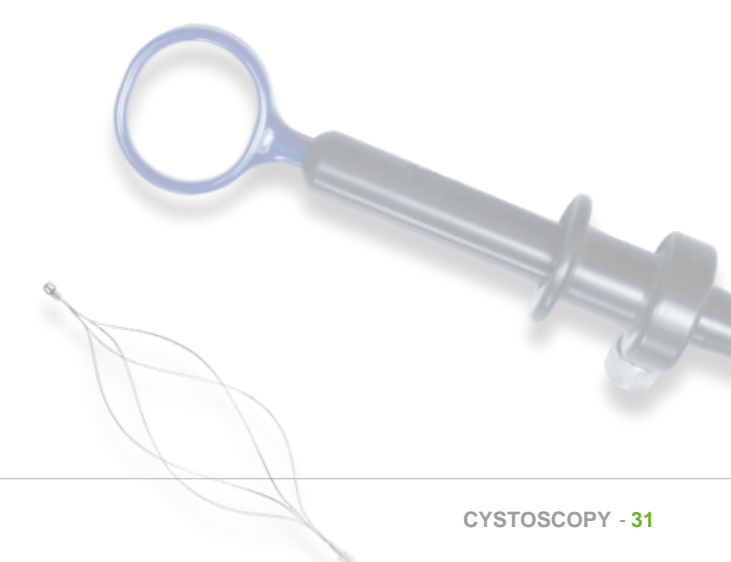
ERWACHSENE ADULTS					
FLEXIBLE	3 Ch. 470 mm	32-4202-3	32-4201-3	32-4200-3	32-4203-3
FLEXIBLE	5 Ch. 470 mm	32-4202	32-4201	32-4200-5	32-4203-5
FLEXIBLE	7 Ch. 470mm	32-4150	32-4155	32-4200	32-4203

PEDIATRIE PEDIATRY					
FLEXIBLE	3 Ch. 250 mm	32-4156-3	32-4157-3	32-4158-3	32-4159-3
FLEXIBLE	4 Ch. 250 mm	32-4156-4	32-4157-4	32-4158-4	32-4159-4
FLEXIBLE	5 Ch. 250 mm	32-4156	32-4157	32-4158	32-4159

Dormia Steinfänger <i>Dormia stone basket</i>			
4 Drähte <i>4 wires</i>	5 Drähte <i>5 wires</i>	6 Drähte <i>6 wires</i>	Handgrif <i>Handle</i>



ERWACHSENE ADULTS					
FLEXIBLE	5 Ch. 600 mm	32-4204	32-4207	32-4209	32-4211
FLEXIBLE	7 Ch. 600 mm	32-4206	32-4208	32-4210	32-4212



ZYSTOSKOPIE | CYSTOSCOPY

QL

OPTISCHE ZANGEN | OPTICAL FORCEPS



32-4050

Optische Fasszange, gezahnt, doppelbeweglich, für 30° Optik
Optical grasping forceps, 4,3 mm, double-action, for 30° scope



32-4055

Optische Biopsiezange, löf elförmig, 4,3 mm, doppelbeweglich
Optical biopsy spoon, 4,3 mm, double-action



32-4056

Optische Biopsiezange, löf elförmig, 2,3 mm, doppelbeweglich, für 70° Optik
Optical biopsy spoon, 2,3 mm, double-action, for 70° scope



32-4060

Optische Schere, hakenförmig, doppelbeweglich
Optical biopsy spoon, hook-shaped, double-action



32-4065

Optische Biopsiestanze, durchschneidend für 30° Optik
Optical biopsy spoon, through-cutting for 30° scope



32-4067

Adapter zur Verwendung optischer Steinzange mit ACK Außen-Resektoskopschäften
Adapter for use of the above instruments with ACK outer resectoscope sheaths



32-4068

Adapter zur Verwendung der obigen Instrumente mit ACK Innen-Resektoskopschäften
Adapter for use of the above instruments with ACK inner resectoscope sheaths

ZYSTOSKOPIE | CYSTOSCOPY



OPTIKBRÜCKEN | TELESCOPE BRIDGES

	32-4095	19 - 25 Ch.	Diagnostik <i>Diagnostics</i>	Optikbrücke <i>Telescope bridge</i>
	32-4299	13 Ch.		
	32-4100	19 - 25 Ch.	1 Instrumentenkanal <i>1 Instrument channel</i>	
	32-4308	11 Ch.		
	32-4105	19 - 25 Ch.	2 Instrumentenkanäle <i>2 Instrument channels</i>	

ALBARRANE | ALBARRANS

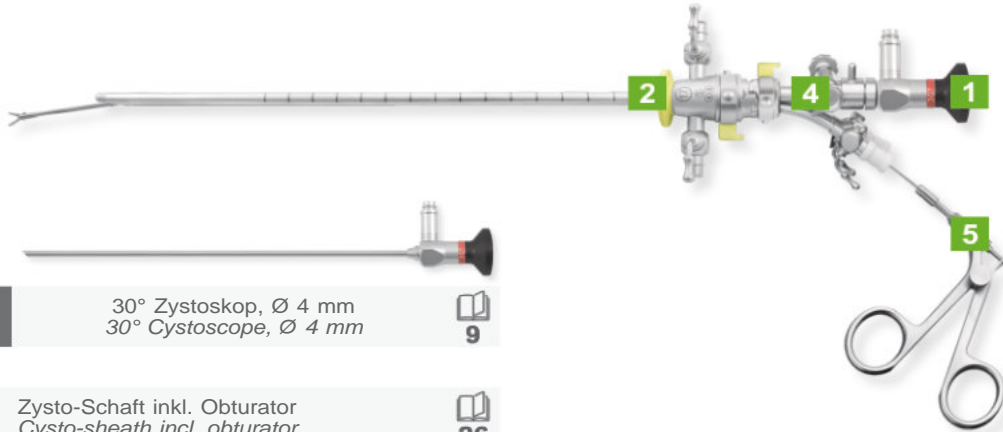



	32-4110	19 - 25 Ch.	1 Instrumentenkanal <i>1 Instrument channel</i>	Arbeitseinsatz mit Albarranlenkebel, verschießbar <i>Albarran catheter, defecting mechanism, lockable</i>
	32-4306	13 Ch.		
	32-4309	11 Ch.		
	32-4115	19 - 25 Ch.	2 Instrumentenkanäle <i>2 Instrument channels</i>	


ZYSTOSKOPIE | CYSTOSCOPY







ZYSTOSKOPIE SET FÜR ERWACHSENE | CYSTOSCOPY SET FOR ADULTS




1 32-4020 30° Zystoskop, Ø 4 mm
30° Cystoscope, Ø 4 mm  9

2 Zysto-Schaft inkl. Obturator
Cysto-sheath incl. obturator  26

32-4070  17 Ch. 

32-4085  23 Ch. 


3 32-4105 Brücke mit 2 Kanälen
Bridge with 2 channels  33


4 32-4115 Albarran mit 2 Kanälen
Albarran with 2 channels  33


5 Flexible Instrumente
Flexible instruments  28


32-4120 Biopsiezange
Biopsy forceps 


32-4130 Greifzange
Grasping forceps 


32-4136 Schere
Scissors 

6 Optische Instrumente
Visual instruments  32

32-4055 Biopsielöf el
Biopsy spoon 

7 Flexible monopolare Elektroden
Flexible monopolar electrodes  30

32-4202 5 Ch. 

32-4150 7 Ch. 

8 32-4204 +32-4211 Dormia Steinfänger
Dormia stone basket  31

9 32-4106 Ellik Evakuierer
Ellik evacuator  112

10 32-4395-150 Blasenspritze, 150 ml
Bladder syringe, 150 ml  112

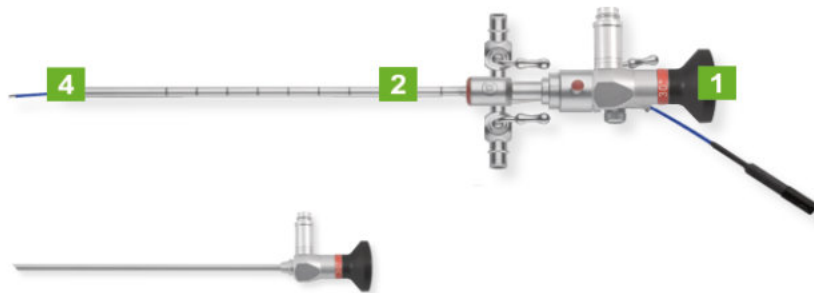
11 11-1260UR Monopolares Kabel, 3 m
Monopolar cable, 3 m 

SET 32-9900SET


ZYSTOSKOPIE | CYSTOSCOPY







ZYSTOSKOPIE SET FÜR KINDER | CYSTOSCOPY SET FOR CHILDREN



1 32-4305-0 0° Zystoskop, Ø 2.7 mm
0° Cystoscope, Ø 2.7 mm  9


2 Zysto-Schaft inkl. Obturator
Cysto-sheath incl. obturator  27

32-4510  11 Ch. 

32-4298  13 Ch. 

3 Flexible Instrumente
Flexible instruments  32

32-4162 Biopsiezange
Biopsy forceps 

32-4160 Greifzange
Grasping forceps 

4 Flexible monopolare Elektroden
Flexible monopolar electrodes  30

32-4156-3 Kugelelektrode
Ball electrode 

32-4157-3 Nadelelektrode
Needle electrode 

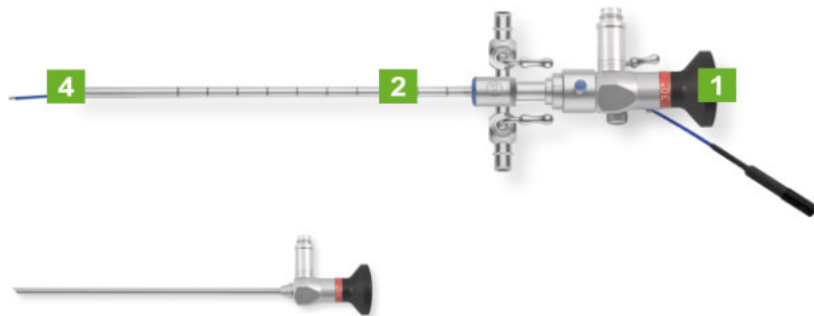
5 11-1260UR Monopolares Kabel, 3 m
Monopolar cable, 3 m 


SET 32-9901SET

ZYSTOSKOPIE | CYSTOSCOPY





ZYSTOSKOPIE SET FÜR NEUGEBORENE | CYSTOSCOPY SET FOR NEW BORN




1 32-4500 0° Zystoskop, Ø 2 mm
0° Cystoscope, Ø 2 mm  9

2 Zysto-Schaft inkl. Obturator
Cysto-sheath incl. obturator  27


32-4511 9,5 Ch. 

3 Flexible Instrumente
Flexible instruments  28

32-4162 Biopsiezange
Biopsy forceps 

32-4160 Greifzange
Grasping forceps 

4 Flexible monopolare Elektroden
Flexible monopolar electrodes  30

32-4156-3 Kugelelektrode
Ball electrode 

32-4157-3 Nadelelektrode
Needle electrode 

5 11-1260UR Monopolares Kabel, 3 m
Monopolar cable, 3 m 


SET 32-9902SET


ZYSTOSKOPIE / CYSTOSCOPY




ZYSTOSKOPIE SET FÜR NEUGEBORENE | CYSTOSCOPY SET FOR NEW BORN




1 32-4012 Kompakt Mini-Zystoskop
Compact Mini-Cystoscope  9

2 Flexible Instrumente
Flexible instruments  27


32-4162 Biopsiezange
Biopsy forceps 

32-4160 Greifzange
Grasping forceps 

32-4168 Schere
Scissors 

3 32-4145H Hakenmesser
Hook knife   113

4 32-4145 Injektionskanüle
Injection cannula   113

5 Flexible monopolare Elektroden
Flexible monopolar electrodes  30

32-4156-3 Kugelelektrode
Ball electrode 

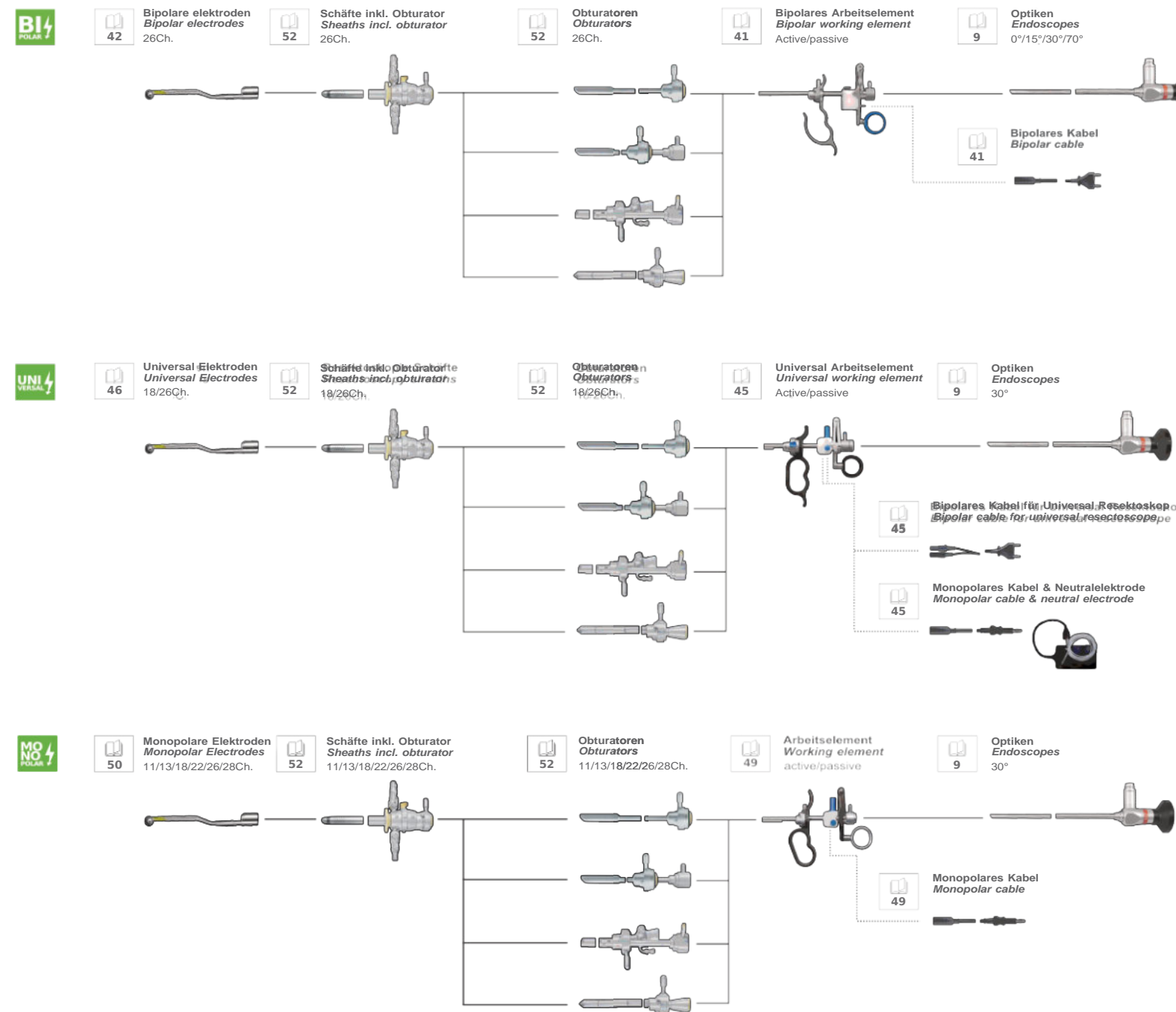
32-4157-3 Nadelelektrode
Needle electrode 

6 11-1260UR Monopolares Kabel, 3 m
Monopolar cable, 3 m 

SET 32-9903SET

RESEKTOSKOPIE / RESECTOSCOPY

SYSTEMÜBERBLICK | SYSTEM OVERVIEW



RESEKTOSKOPIE | RESECTOSCOPY

BIPOLARE RESEKTOSKOPIE | **BIPOLAR** RESECTOSCOPY

FAKTEN & VORTEILE

Hohe Leistung ermöglicht konstante und präzise Schnittqualität

Echtes bipolares System

Gleichmäßiger Stromfluss

Arbeitselement wie auch Elektroden sind rein bipolar einsetzbar

Standardverschlussmechanismus am Arbeitselement

Keine Ableitströme über den Schaft vermeiden thermische

Schäden an Patient und Schaftisolierung

Qualitativ hochwertige, beständige und einfach aufzubereitende Materialien

Unterbindung versehentlicher Gewebekoagulation, da

Elektrizität ausschließlich im OP-Feld zwischen den beiden

distal angeordneten Elektroden fließt

Kein TUR Syndrom durch Verwendung von NaCl

Einfache Montage und Demontage der Elektroden

Unabhängig von HF-Gerät, Optik und Schaft bipolar verwendbar

Bipolares HF-Kabel mit nur einem Anschluss

Ergonomisches Griffdesign mit Finger Auflage für maximalen

Komfort auch bei längeren Anwendungszeiten

Rotierbarer Daumenring am Arbeitselement

FACTS & FEATURES

High performance bipolar system providing a constant and precise cut quality

Truly bipolar system

An even current flow

Working element as well as electrodes solely for bipolar applications

Standard locking mechanism on working element

Thermal damage to patient and sheath insulation are avoided due to no current leakage through the sheath

High-quality, durable and easy-to-reprocess materials

Prevention of accidental tissue coagulation due to electricity flowing only in the surgical field between the two distally arranged electrodes

No TUR syndrome risk due to use of NaCl

Easy assembly and disassembly of the electrodes

Independent of HF unit, optics and sheath bipolar usable

Bipolar HF cable with only one connection

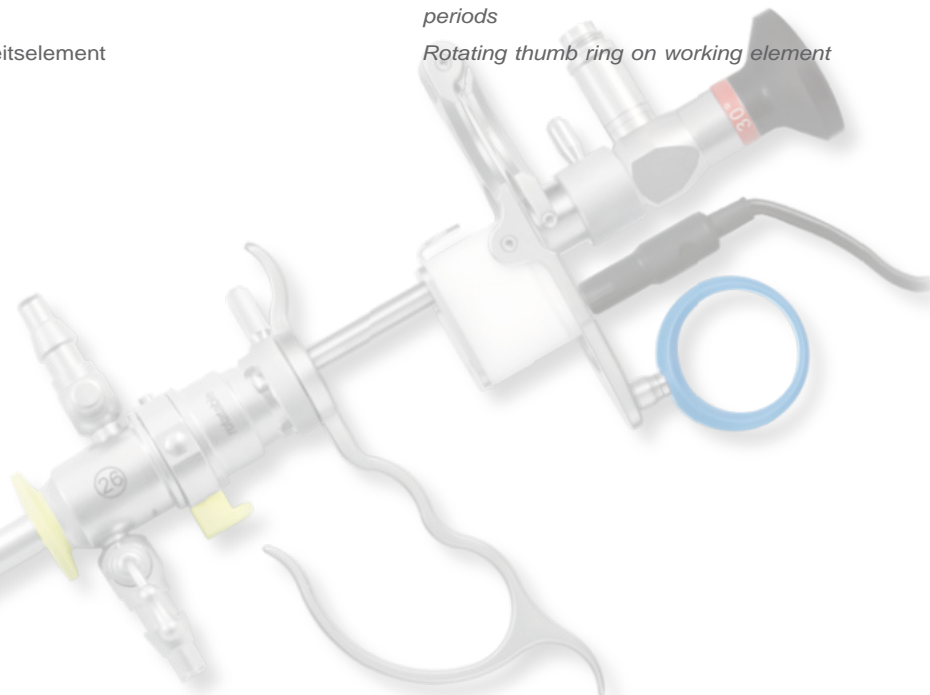
Bipolar HF cable with only one connection

Ergonomic, lightweight handle design with finger pad for maximum comfort even when used for long application periods

Ergonomic, lightweight handle design with finger pad for maximum comfort even when used for long application periods

Rotating thumb ring on working element

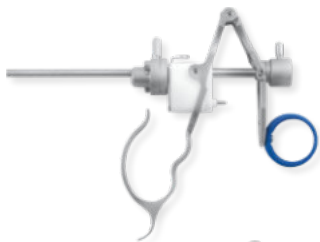
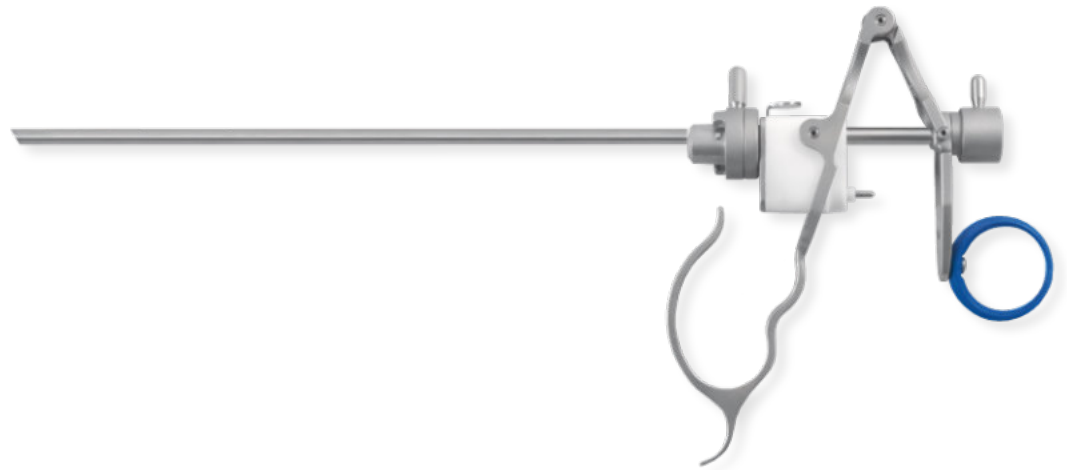
Rotating thumb ring on working element



RESEKTOSKOPIE | RESECTOSCOPY




BIPOLARE ARBEITSELEMENTE | **BIPOLAR** WORKING ELEMENTS



4.0
302mm

32-4216B

Aktives Arbeitselement - geschlossener Griff
Active working element - closed handle



4.0
302mm

32-4220B

Passives Arbeitselement - geschlossener Griff
Passive working element - closed handle

ERGÄNZED DAZU | COMPLEMENTARY









13-1641UR

Bipolares Kabel, 3 m
Bipolar cable, 3 m

RESEKTOSKOPIE | RESECTOSCOPY



BIPOLARE ELEKTRODEN | BIPOLAR ELECTRODES

		Schlingenelektrode <i>Loop electrode</i>			Kugelelektrode <i>Ball electrode</i>	Messerelektrode <i>Knife electrode</i>	Rollenelektrode <i>Roller barrel electrode</i>
		90° gewinkelt <i>90° angled</i>	retrograd <i>retrograde</i>	gerade <i>straight</i>	Ø 3 mm		Ø 3 mm
							
24CH	ERWACHSENE ADULTS	32-4235B	32-4240B	32-4245B	32-4250B	32-4265B	32-4266B

ERGÄNZEND DAZU | COMPLEMENTARY

	32-4230	Schutz- und Autoklavierhülse für Elektroden <i>Protection and autoclaving tube for electrodes</i>
--	---------	--

RESEKTOSKOPIE | RESECTOSCOPY

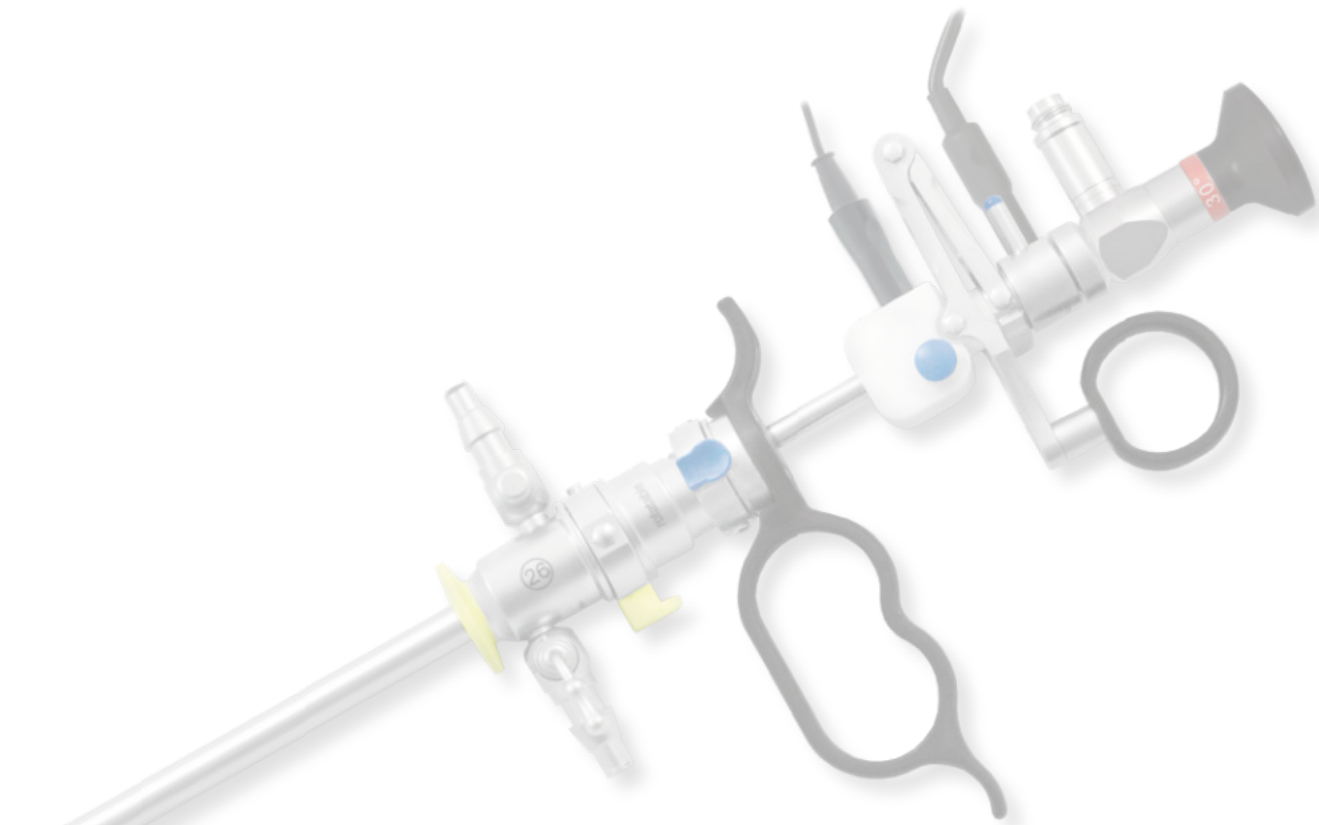
UNIVERSAL RESEKTOSKOPIE | UNIVERSAL RESECTOSCOPY

FAKTEN & VORTEILE

- Zwei Funktionen in einem Arbeitselement vereint
- Sowohl Arbeitselement wie auch Elektroden sind universell einsetzbar
- Monopolare Verwendung mit:
 - Monopolarem Kabel
 - Spülfüssigkeit Glycin/ Sorbitol
 - Neutralelektrode
- Bipolare Verwendung mit:
 - Bipolarem Kabel
 - Spülfüssigkeit NaCl
- Quick-Lock Schnappverschluss am Arbeitselement
- Zur Behandlung von Erwachsenen und Jugendlichen erhältlich
- Ergonomisches Griff design mit Fingerauflage für maximalen Komfort auch bei längeren Anwendungszeiten
- Rotierbarer Daumenring am Arbeitselement

FACTS & FEATURES

- Two functions combined in one working element*
- Both, working element and electrodes can be used universally*
- Monopolar use with:*
 - Monopolar cable*
 - Irrigation fluid Glycine/ Sorbitol*
 - Neutral electrode*
- Bipolar use with:*
 - Bipolar cable*
 - Irrigation fluid NaCl*
- Quick-Lock snap closure mechanism on working element*
- For the treatment of adults and adolescents*
- Ergonomic, lightweight handle design with finger pad for maximum comfort even when used for long application periods*
- Rotating thumb ring on working element*



RESEKTOSKOPIE | RESECTOSCOPY



UNIVERSAL ELEKTRODEN | UNIVERSAL ELECTRODES

		Schlingenelektrode <i>Loop electrode</i>			Kugelelektrode <i>Ball electrode</i>	Messerelektrode <i>Knife electrode</i>	Vaporisationselektrode <i>Vaporization electrode</i>	Rollenelektrode <i>Roller barrel electrode</i>
		90° gewinkelt <i>90° angled</i>	retrograd <i>retrograde</i>	gerade <i>straight</i>	Ø 3 mm		Ø 3 mm	Ø 3 mm
24CH ERWACHSENE ADULTS								
		32-4235U	32-4240U	32-4245U	32-4250U	32-4265U	32-4255U	32-4266U
17.5CH JUGENDLICHE ADOLESCENTS								
			32-4287U	32-4286U	32-4288U	32-4289U		32-4284U

ERGÄNZEND DAZU | COMPLEMENTARY



32-4230

Schutz- und Autoklavierhülse für Elektroden
Protection and autoclaving tube for electrodes

RESEKTOSKOPIE | RESECTOSCOPY

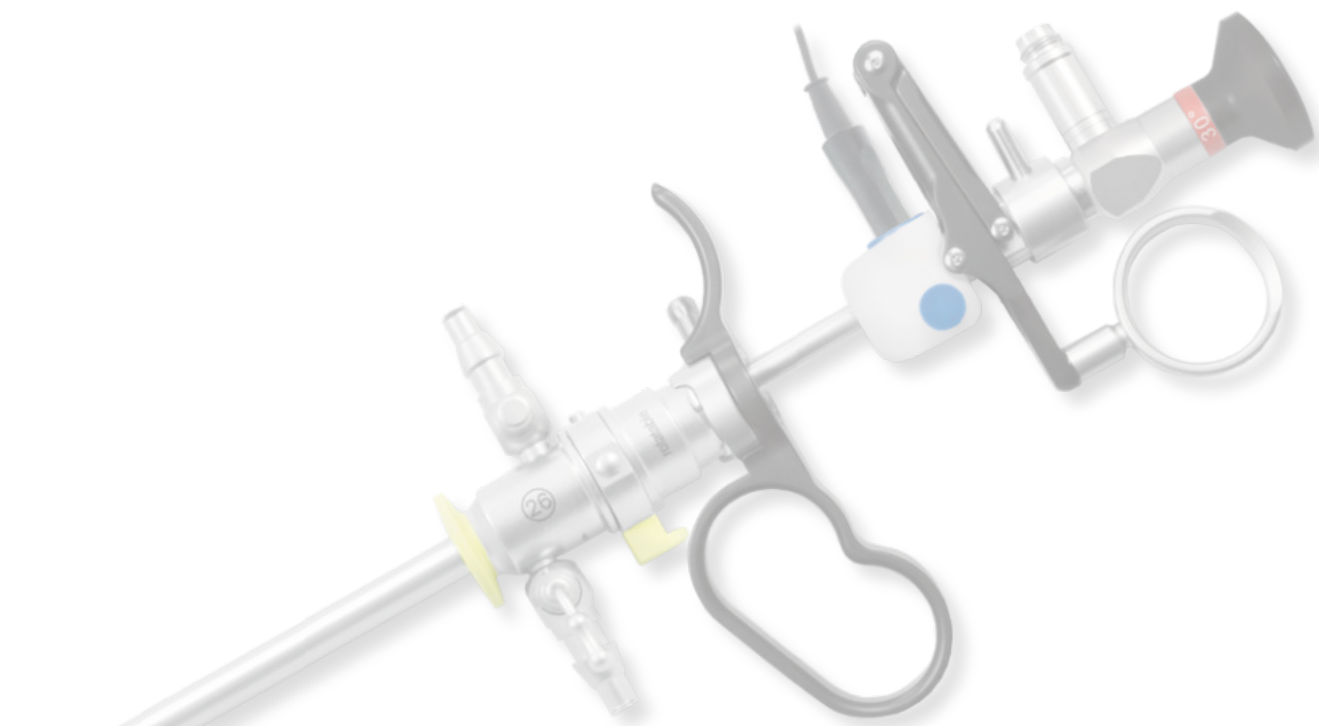
MONOPOLARE RESEKTOSKOPIE | **MONOPOLAR** RESECTOSCOPY

FAKTEN & VORTEILE

- Arbeitselement wie auch Elektroden sind monopolar zu verwenden
- Monopolare Verwendung mit:
 - Monopolarem Kabel
 - Spülfüssigkeit Glycin/ Sorbitol
 - Neutralelektrode
- Standardverschlussmechanismus am Arbeitselement
- Zur Behandlung von Erwachsenen, Jugendlichen und Kindern erhältlich
- Ergonomisches Griff design mit Fingerauflage für maximalen Komfort auch bei längeren Anwendungszeiten
- Rotierbarer Daumenring am Arbeitselement

FACTS & FEATURES

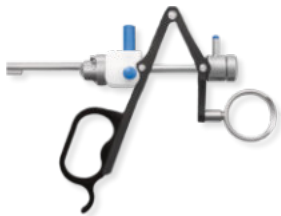
- Working element and electrodes are used monopolarly*
- Monopolar use with:*
 - Monopolar cable*
 - Irrigation fluid Glycine/ Sorbitol*
 - Neutral electrode*
- Standard locking mechanism on working element*
- For the treatment of adults, adolescents and children*
- Ergonomic, lightweight handle design with finger pad for maximum comfort even when used for long application periods*
- Rotating thumb ring on working element*



RESEKTOSKOPIE | RESECTOSCOPY

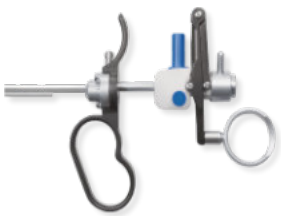


MONOPOLARE ARBEITSELEMENTE | MONOPOLAR WORKING ELEMENTS



4.0mm 302mm	32-4216
4.0mm 302mm	32-4216QL ^{QL}
2.9mm 302mm	32-4285
2.7mm 187mm	32-4365
2.0mm 187mm	32-4531

Aktives Arbeitselement - geschlossener Griff
Active working element - closed handle



4.0mm 302mm	32-4216
4.0mm 302mm	32-4216QL ^{QL}
2.9mm 302mm	32-4275
2.9mm 302mm	32-4275QL ^{QL}
2.7mm 187mm	32-4296
2.0mm 187mm	32-4530

Passives Arbeitselement - geschlossener Griff
Passive working element - closed handle

ERGÄNZEND DAZU | COMPLEMENTARY



11-1260UR

Monopolares Kabel, 3 m
 Monopolar cable, 3 m

RESEKTOSKOPIE | RESECTOSCOPY



MONOPOLARE ELEKTRODEN | MONOPOLAR ELECTRODES

		Schlingenelektrode Loop electrode			Kugelelektrode Ball electrode		Vaporisationselektrode Vaporization electrode		Messerelektrode Knife electrode	Kegelelektrode Conical electrode	Rollenelektrode Roller barrel electrode		Hakenelektrode Hook electrode
		90° gewinkelt 90° angled	retrograd retrograde	gerade straight	Ø 3 mm	Ø 5 mm	Ø 3 mm	Ø 5 mm			Ø 3 mm	Ø 5 mm	
27CH	ERWACHSENE ADULTS												
		32-4295	32-4300	32-4310	32-4315	32-4325	32-4320	32-4257	32-4330	32-4259	32-4267	32-4272	
24CH	ERWACHSENE ADULTS												
		32-4235	32-4240	32-4245	32-4250	32-4260	32-4255	32-4256	32-4265	32-4258	32-4266	32-471	
		32-4235D	32-4240D	32-4245D	32-4250D	32-4260D	32-4255D	32-4256D	32-4265D	32-4258D	32-4266D	32-471D	
19CH	JUGENDLICHE ADOLESCENTS												
			32-4277	32-4276	32-4278				32-4279		32-4274		
17.5CH	JUGENDLICHE ADOLESCENTS												
			32-4287	32-4286	32-4288				32-4289		32-4284		
13CH	KINDER CHILDREN												
		32-4301	32-4302		32-4302				32-4304				32-4303WOB
11CH	NEUGEBORENE NEW BORN												
		32-4311	32-4312		32-4313				32-4314				32-4313WOB

ERGÄNZEND DAZU | COMPLEMENTARY

	32-4230	Schutz- und Autoklavierhülse für Elektroden Protection and autoclaving tube for electrodes
--	---------	---

RESEKTOSKOPIE | RESECTOSCOPY



RESEKTOSKOPIE SCHÄFTE & OBTURATOREN | RESECTOSCOPY SHEATHS & OBTURATORS

	Resektoskop Schaft inkl. Obturator - Dauerspülung Resectoscope sheath incl. obturator - continuous flow		Resektoskop Schaft inkl. Obturator Resectoscope sheath incl. obturator		Obturator Obturator		Sichtobturator Visual obturator		INFO	Empfohlenes Arbeitselement Recommended working element			
	nicht drehbar non-rotatable	drehbar rotatable	1 Hahn 1 stopcock	Zentralhahn central valve	Standardobturator Standard obturator	Bewegl. obturator Deflecting obturator	ohne Arbeitskanal w/o working channel	mit Arbeitskanal with working channel		MO NO POLAR	UNI VERSAL	BI POLAR	
	27CH 28.5CH ERWACHSENE ADULTS	32-4221 QL	32-4221RR QL	32-4225	32-4221CV QL	32-4291	32-4229	32-4240VO	32-4240-9 9Ch.		MO NO POLAR	UNI VERSAL	BI POLAR
	24CH 26CH ERWACHSENE ADULTS	32-4205 QL	32-4205RR QL	32-4222	32-4205CV QL	32-4227	32-4226	32-4228	32-4228-6 6Ch.				
	19CH 22CH JUGENDLICHE ADOLESCENTS	32-4290 QL	32-4292RR QL	32-4291		32-4341			32-4342				
	17.5CH 18.5CH JUGENDLICHE ADOLESCENTS	32-4281 QL	32-4282RR QL	32-4283		32-4344			32-4342-17 5Ch.				
	13CH KINDER CHILDREN			32-4297		32-42970							
	11CH NEUGEBORENE NEW BORN			32-4520		32-45210							

RESEKTOSKOPIE | RESECTOSCOPY

SUPRAPUBISCHES ASPIRATIONSET | SUPRAPUBIC ASPIRATION SET



32-4281-100

Suprapubischer Trokar, 16 Ch.
Suprapubic trocar, 16 Ch.



32-4281-200

Suprapubische Stabilisierungsplatte
Suprapubic stabilization plate



32-4281-300

pyramidal
pyramidal

Suprapubischer Obturator
Suprapubic obturator



32-4281-400

kanüliert
cannulated



32-4281-500

Saugkanüle
Suction cannula



32-4281-600

Überlaufkanüle
Overflow cannula



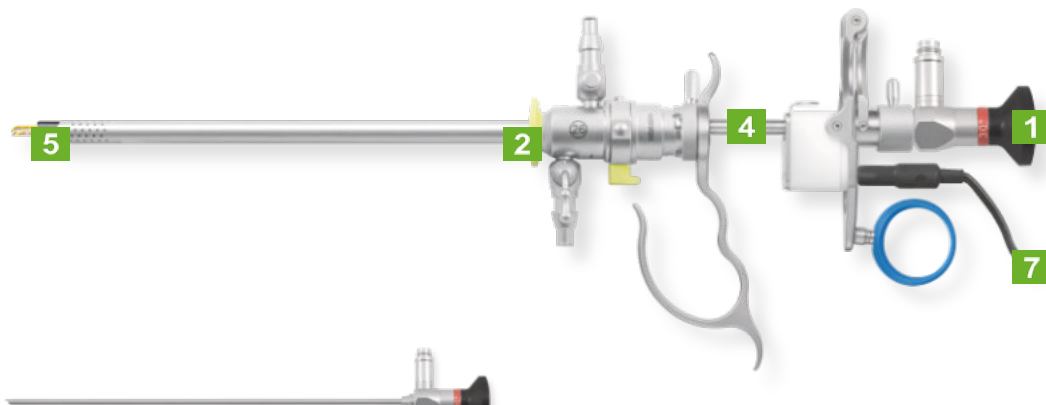
32-4281-700


Trokarführungshülse
Trocar guide sleeve


RESEKTOSKOPIE | RESECTOSCOPY




BIPOLARES RESEKTOSKOPIE SET | BIPOLAR RESECTOSCOPY SET IN 26CH



1 32-4020 30° Zystoskop, Ø 4 mm
30° Cystoscope, Ø 4 mm  9

2 Resekto-Dauerspülschaft inkl. Obturator
Resecto continuous-flow sheath incl. obturator  52


32-4205RR 24/26 Ch. 




3 32-4228-6 Sichtobturator, 6 Ch. Arbeitskanal
Visual obturator, 6 Ch. working chan.  53



4 32-4220B Bipolares Arbeitselement, passiv
Bipolar working element, passive  41



5 Bipolare Koagulationselektrode
Bipolar coagulation electrode  42

- 32-4240B Schlingenelektrode
Loop electrode 
- 32-4250B Kugelelektrode
Ball electrode 
- 32-4265B Messerelektrode
Knife electrode 

6 32-4230 Schutz- und Autoklavierhülse für Elektroden
Protection and autoclaving tube for electrodes 

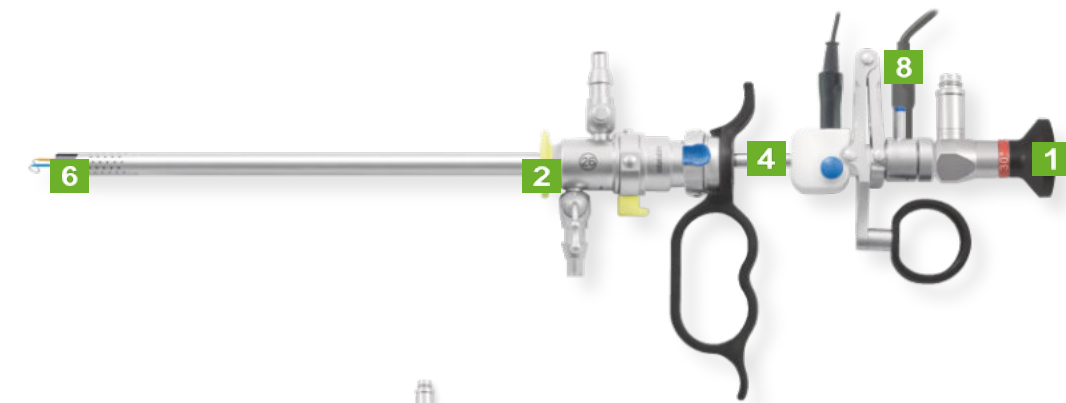
7 13-1641UR Bipolares Kabel, 3 m
Bipolar cable, 3 m 


SET 32-9904SET


RESEKTOSKOPIE | RESECTOSCOPY





UNIVERSAL RESEKTOSKOPIE SET | UNIVERSAL RESECTOSCOPY SET IN 26CH



1 32-4020 30° Zystoskop, Ø 4 mm
30° Cystoscope, Ø 4 mm  9

2 Resekto-Dauerspülschaft inkl. Obturator
Resecto continuous-flow sheath incl. obturator  52

32-4205RR 24/26 Ch. 

3 32-4228-6 Sichtobturator, 6 Ch. Arbeitskanal
Visual obturator, 6 Ch. working chan.  53







4 32-4220U Universal Arbeitselement, passiv
Universal working element, passive  45





5 32-4230 Schutz- und Autoklavierhülse für Elektroden
Protection and autoclaving tube for electrodes




6 Universal Koagulationselektrode
Universal coagulation electrode  46

- 32-4240U Schlingenelektrode
Loop electrode 
- 32-4250U Kugelelektrode
Ball electrode 
- 32-4265U Messerelektrode
Knife electrode 

7 16-2000-1212 Neutralelektrode
Neutral electrode 

8 11-1260UR Monopolares Kabel, 3 m
Monopolar cable, 3 m 

9 13-1641U Bipolares Kabel für Universal Resektoskop
Bipolar cable for universal resectoscope 

SET 32-9905SET


RESEKTOSKOPIE | RESECTOSCOPY





UNIVERSAL RESEKTOSKOPIE **SET** | UNIVERSAL RESECTOSCOPY **SET IN 18CH**




1 32-4022 30° Zystoskop, Ø 2.9 mm
30° Cystoscope, Ø 2.9 mm  **9**

2 Resekto-Dauerspülschaft inkl. Obturator
Resecto continuous-flow sheath incl. obturator  **52**

32-4282RR 17.5/18.5 Ch. 

3 32-4342-17 Sichtobturator, 5 Ch. Arbeitskanal
Visual obturator, 5 Ch. working chan.  **53**






4 32-4275U Universal Arbeitselement, passiv
Universal working element, passive  **45**




5 32-4230 Schutz- und Autoklavierhülse für Elektroden
Protection and autoclaving tube for electrodes




6 Universal Koagulationselektrode
Universal coagulation electrode  **46**

- 32-4287U Schlingenelektrode
Loop electrode 
- 32-4288U Kugelelektrode
Ball electrode 
- 32-4289U Messerelektrode
Knife electrode 

7 16-2000-1212 Neutralelektrode
Neutral electrode 

8 11-1260UR Monopolares Kabel, 3 m
Monopolar cable, 3 m 


9 13-1641U Bipolares Kabel für Universal Resektoskop
Bipolar cable for universal resectoscope 

SET 32-9906SET


RESEKTOSKOPIE | RESECTOSCOPY




MONOPOLARES RESEKTOSKOPIE **SET** | MONOPOLAR RESECTOSCOPY **SET IN 28CH**




1 32-4020 30° Zystoskop, Ø 4 mm
30° Cystoscope, Ø 4 mm  9

2 Resekto-Dauerspülschaft inkl. Obturator
Resecto continuous-flow sheath incl. obturator  52

32-4221RR 27/28.5 Ch. 

3 32-4240VO Sichtobturator
Visual obturator  53



4 32-4220 Monopolares Arbeitselement, passiv
Monopolar working element, passive  49





5 32-4395-150 Blasenspritze, 150 ml
Bladder syringe, 150 ml  112




6 Monopolare Koagulationselektroden
Monopolar coagulation electrodes  50

- 32-4300 Schlingenelektrode
Loop electrode 
- 32-4315 Kugelelektrode
Ball electrode 
- 32-4325 Kugelelektrode
Ball electrode 
- 32-4330 Schlingenelektrode
Loop electrode 

7 32-4230 Schutz- und Autoklavierhülle für Elektroden
Protection and autoclaving tube for electrodes 

8 32-4106 Elektr. Evakuierer
Elektr. evacuator  112



9 11-1260UR Monopolares Kabel, 3 m
Monopolar cable, 3 m 




SET 32-9907SET

RESEKTOSKOPIE | RESECTOSCOPY



MONOPOLARES RESEKTOSKOPIE SET | MONOPOLAR RESECTOSCOPY SET IN 26CH



1 32-4020 30° Zystoskop, Ø 4 mm
30° Cystoscope, Ø 4 mm 9

2 Resekto-Dauerspülschaft inkl. Obturator
Resecto continuous-flow sheath incl. obturator 52

32-4205RR 24/26 Ch.

3 32-4228 Sichtobturator
Visual obturator 53



4 32-4220 Monopolares Arbeitselement, passiv
Monopolar working element, passive 49



5 32-4395-150 Blasenspritze, 150 ml
Bladder syringe, 150 ml 112



6 Monopolare Koagulationselektroden
Monopolar coagulation electrodes 50

- 32-4240 Schlingenelektrode
Loop electrode
- 32-4250 Kugelelektrode
Ball electrode
- 32-4260 Kugelelektrode
Ball electrode
- 32-4265 Messerelektrode
Knife electrode

7 32-4230 Schutz- und Autoklavierhülle für Elektroden
Protection and autoclaving tube for electrodes



8 32-4160 Ellik Evakuierer
Ellik evacuator 112



9 11-1260UR Monopolares Kabel, 3 m
Monopolar cable, 3 m





SET 32-9908SET


RESEKTOSKOPIE | RESECTOSCOPY





MONOPOLARES RESEKTOSKOPIE SET | MONOPOLAR RESECTOSCOPY SET IN 18CH



1 32-4022 30° Zystoskop, Ø 2.9 mm
30° Cystoscope, Ø 2.9 mm  9

2 Resekto-Dauerspülschaft inkl. Obturator
Resecto continuous-flow sheath incl. obturator  52

32-4282RR 17.5/18.5 Ch. 

3 32-4342-17 Sichtobturator, 5 Ch. Arbeitskanal
Visual obturator, 5 Ch. working chan.  53




4 32-4275 Monopolares Arbeitselement, passiv
Monopolar working element, passive  49



5 32-4395-150 Blasenspritze, 150 ml
Bladder syringe, 150 ml  112



6 Monopolare Koagulationselektroden
Monopolar coagulation electrodes  50

32-4287	Schlingenelektrode Loop electrode	
32-4288	Kugелеlektrode Ball electrode	
32-4289	Messerelektrode Knife electrode	

7 32-4230 Schutz- und Autoklavierhülse für Elektroden
Protection and autoclaving tube for electrodes 



8 32-4106 Ellik Evakuierer
Ellik evacuator  112



9 11-1260UR Monopolares Kabel, 3 m
Monopolar cable, 3 m 

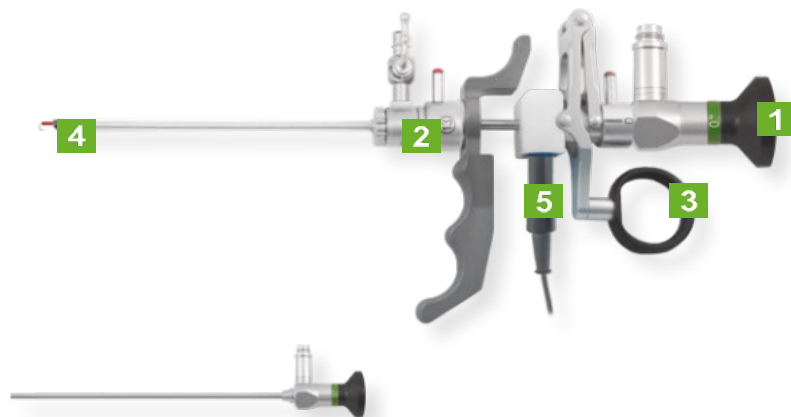



SET 32-9909SET


RESEKTOSKOPIE | RESECTOSCOPY




MONOPOLARES RESEKTOSKOPIE SET | MONOPOLAR RESECTOSCOPY SET IN 13CH




1 32-4305-0 0° Zystoskop, Ø 2 mm
0° Cystoscope, Ø 2 mm  9





2 Resekto-Schaft mit einem Hahn inkl. Obturator
Resecto-sheath with one stopcock incl. obturator  52

32-4297  13 Ch.



3 32-4296 Monopolares Arbeitselement, passiv
Monopolar working element, passive  49

4 Monopolare Koagulationselektroden
Monopolar coagulation electrodes  50

32-4301	Schlingenelektrode Loop electrode	
32-4302	Schlingenelektrode Loop electrode	
32-4303	Hakenelektrode Hook electrode	
32-4304	Nadelelektrode Needle electrode	

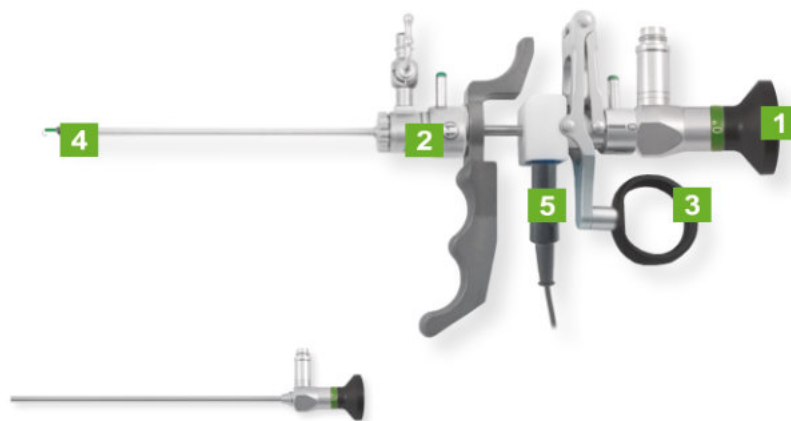
5 11-1260UR Monopolares Kabel, 3 m
Monopolar cable, 3 m 


SET 32-9910SET


RESEKTOSKOPIE | RESECTOSCOPY





MONOPOLARES RESEKTOSKOPIE **SET** | MONOPOLAR RESECTOSCOPY **SET IN 11CH**








1 32-4305-0 0° Zystoskop, Ø 2 mm
0° Cystoscope, Ø 2 mm  9


2 Resekto-Schaft mit einem Hahn inkl. Obturator
Resecto-sheath with one stopcock incl. obturator  52

32-4520 11 Ch. 

3 32-4530 Monopolares Arbeitselement, passiv
Monopolar working element, passive  49

4 Monopolare Koagulationselektroden
Monopolar coagulation electrodes  50

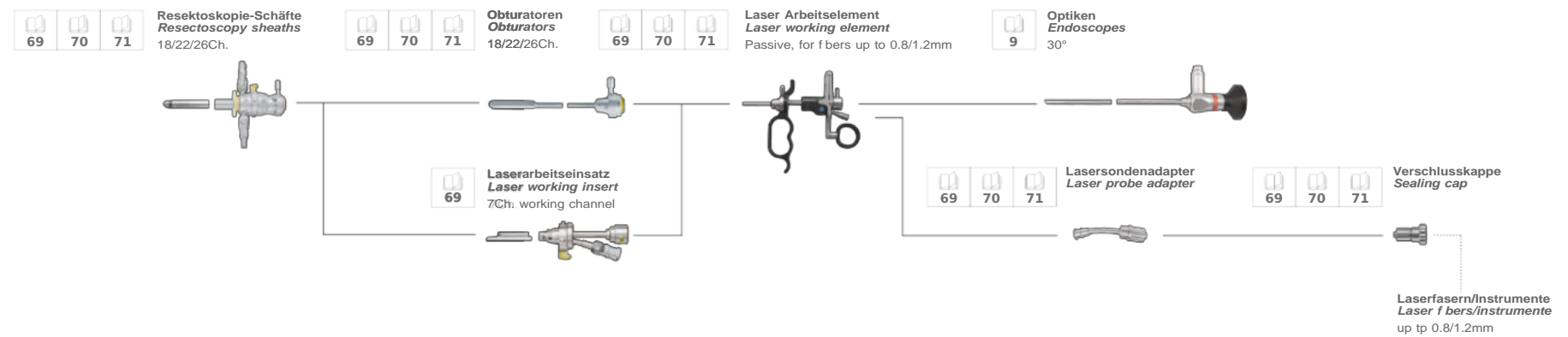
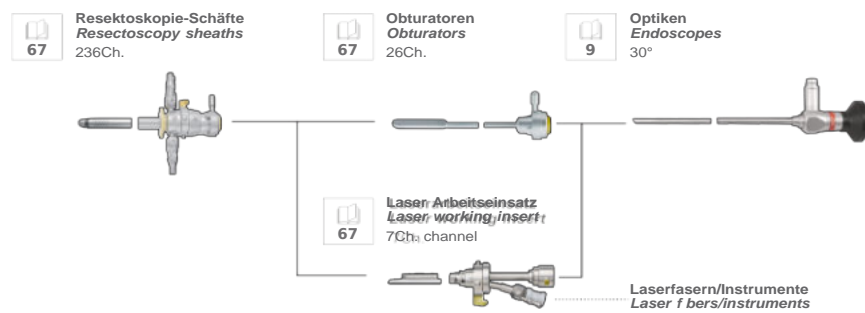
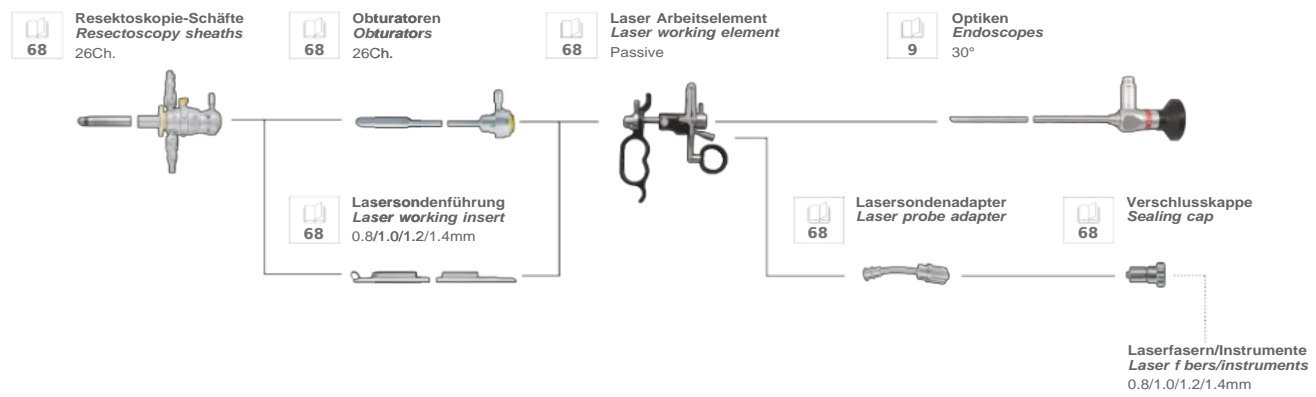
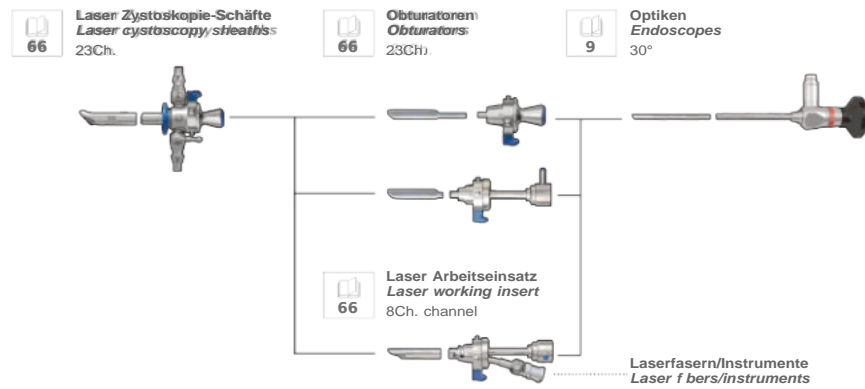
- | | | |
|---------|--------------------------------------|---|
| 32-4311 | Schlingenelektrode
Loop electrode |  |
| 32-4312 | Schlingenelektrode
Loop electrode |  |
| 32-4313 | Hakenelektrode
Hook electrode |  |
| 32-4314 | Nadelelektrode
Needle electrode |  |

5 11-1260UR Monopolares Kabel, 3 m
Monopolar cable, 3 m 

SET 32-9911SET

LASER CHIRURGIE / LASER SURGERY

SYSTEMÜBERBLICK | SYSTEM OVERVIEW



LASER CHIRURGIE | LASER SURGERY

PVP
HoLAP
ThuVAP



UNIVERSAL LASER ZYSTOSKOPIE SET | UNIVERSAL LASER CYSTOSCOPY SET IN 23CH



1

32-4020

30° Zystoskop, Ø 4 mm
30° Cystoscope, Ø 4 mm



9

3

32-4602

Optikbrücke und Laserführung, 1 x 8 Ch.
Arbeitskanal für Laserfasern und Instrumente
Telescope bridge and laser guide, 1 x 8 Ch.
working chan. for laser fibers and instruments

2

32-4600

Laser Zystoskopie High-Flow Schaft in
23 Ch. mit Obturator
Laser cystoscopy high-flow shaft in
23 Ch. with obturator

4

32-4601


Sichtobturator für Harnröhre/ Blase
Visual obturator for urethra/ bladder


SET 32-9912SET

LASER CHIRURGIE | LASER SURGERY



LASER RESEKTIONSSET | LASER RESECTION SET IN 26CH



1 32-4020 30° Zystoskop, Ø 4 mm
30° Cystoscope, Ø 4 mm  9



3 32-4610 Laserarbeitseinsatz, 1 x 7 Ch. für Schaft 32-4205RR
Laser working insert, 1 x 7 Ch. for sheath 32-4205RR



2 32-4205RR Resekto-Dauerspülschaft inkl. Obturator
Resecto continuous-flow sheath incl. obtu.  52

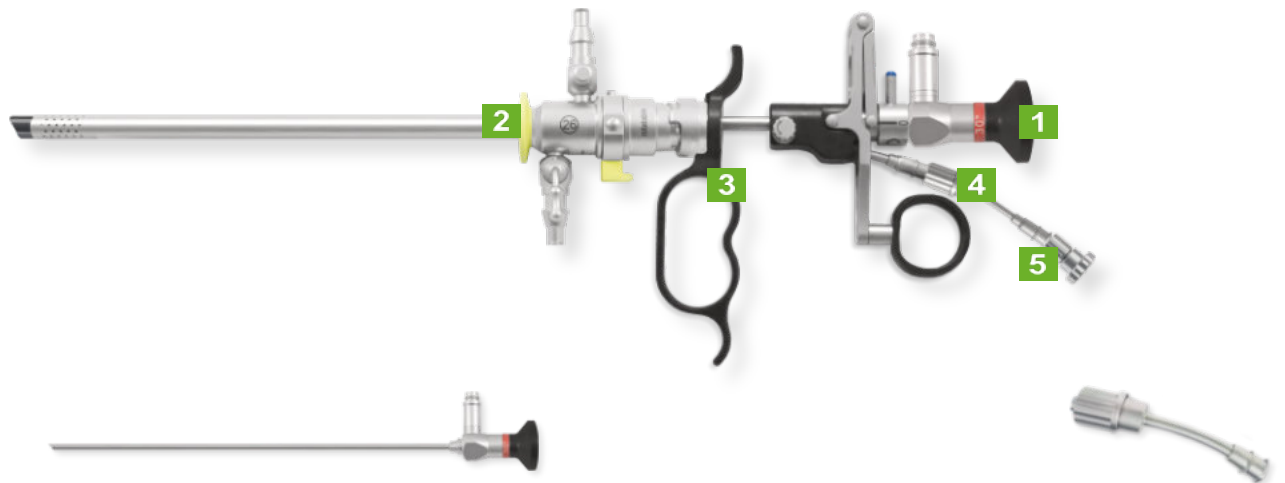
SET 32-9913SET


LASER CHIRURGIE | LASER SURGERY

HoLEP
ThuLEP
24CH



ZERLEGBARES LASER RESEKTIONSSET | DEMOUNTABLE LASER RESECTION SET IN 26CH




1 32-4020 30° Zystoskop, Ø 4 mm
30° Cystoscope, Ø 4 mm  9

4 32-4607 Adapter zum Einführen von Lasersonden
Adapter for laser probe insertion



2 32-4205RR Resekto-Dauerspülschaft inkl. Obturator
Resecto continuous-flow sheath incl. obtu.  52

5 32-4608 Verschlusskappe
Sealing cap 



3 32-4609 Laser Arbeitselement für austauschbare Lasersondenführungen, passiv
Laser working element for exchangeable laser probe guides, passive

6 Führung für Lasersonden
Guide for laser probes

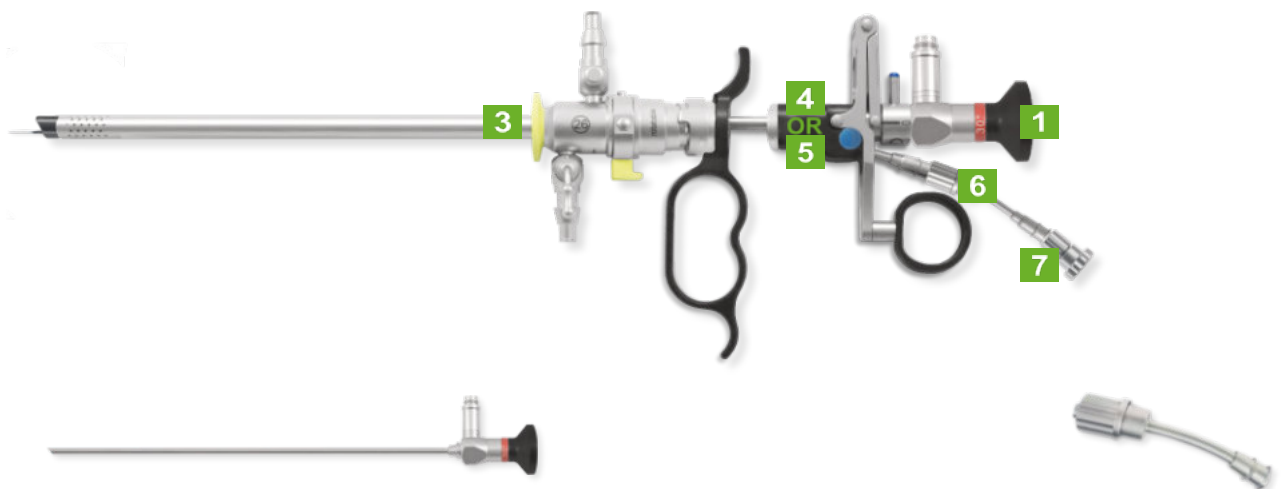
ohne Retraktor w/o retractor		mit Retraktor with retractor	
32-4609-100	0,8 mm	32-4609-100R	0,8 mm
32-4609-200	1,0 mm	32-4609-200R	1,0 mm
32-4609-300	1,2 mm	32-4609-300R	1,2 mm
32-4609-400	1,4 mm	32-4609-400R	1,4 mm


SET 32-9914SET

LASER CHIRURGIE | LASER SURGERY



LASER RESEKTIONSSET | LASER RESECTION SET IN 26CH




1 32-4020 30° Zystoskop, Ø 4 mm
30° Cystoscope, Ø 4 mm  9

5 32-4607 Adapter zum Einführen von Lasersonden
Adapter for laser probe insertion



2 32-4205RR Resekto-Dauerspülschaft inkl. Obturator
Resecto continuous-flow sheath incl. obtu.  52

6 32-4608 Verschlusskappe
Sealing cap 



3¹ 32-4603 Laser Arbeitselement für Fasern bis zu 0,8 mm, passiv
Laser working element for fibers up to 0,8 mm, passive

OR
4² 32-4604 Laser Arbeitselement für Fasern bis zu 1,2 mm, passiv
Laser working element for fibers up to 1,2 mm, passive

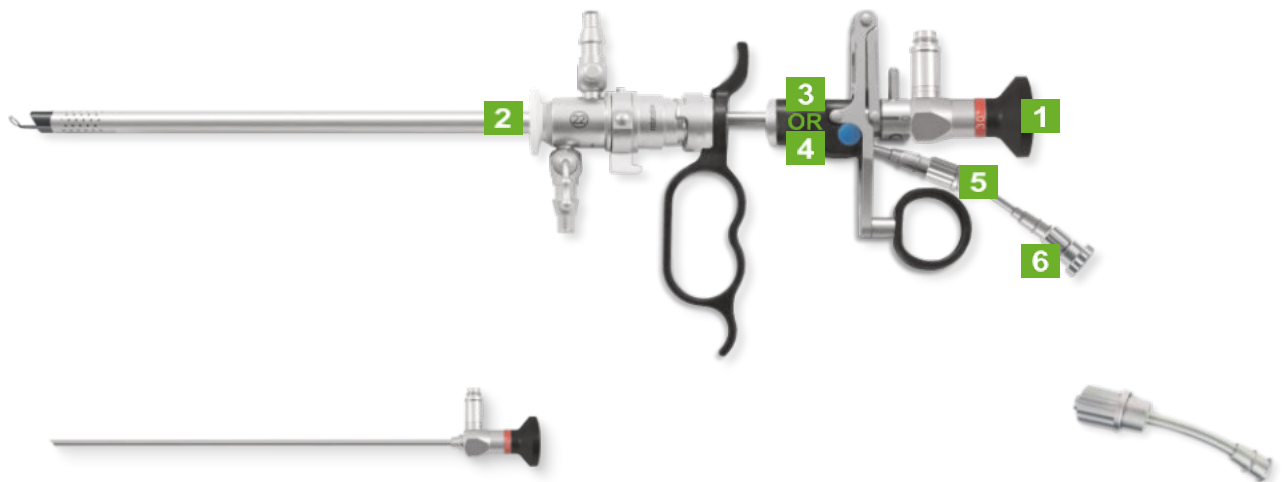
SET1 32-9915SET-S
OR
SET2 32-9915SET-L


LASER CHIRURGIE | LASER SURGERY

HoLEP
ThuLEP
22CH



LASER RESEKTIONSSET | LASER RESECTION SET IN 22CH



1 32-4022 30° Zystoskop, Ø 2.9 mm
30° Cystoscope, Ø 2.9 mm  9

5 32-4607 Adapter zum Einführen von Lasersonden
Adapter for laser probe insertion

2 32-4292RR Resekto-Dauerspülschaft inkl. Obturator
Resecto continuous-flow sheath incl. obtu.  52

6 32-4608 Verschlusskappe
Sealing cap

3¹ 32-4605 Laser Arbeitselement für Fasern
bis zu 0,8 mm, passiv
Laser working element for fibers
up to 0,8 mm, passive

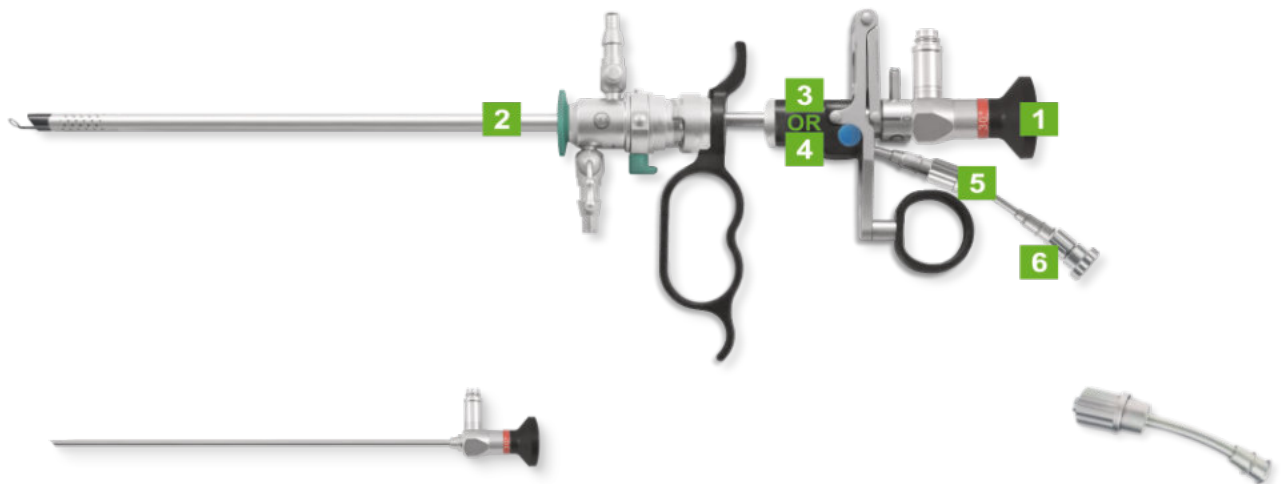
4² 32-4606 Laser Arbeitselement für Fasern
bis zu 1,2 mm, passiv
Laser working element for fibers
up to 1,2 mm, passive

SET¹ 32-9916SET-S
OR
SET² 32-9916SET-L

LASER CHIRURGIE | LASER SURGERY



LASER RESEKTIONSSET | LASER RESECTION SET IN 18CH



1 32-4022 30° Zystoskop, Ø 2.9 mm
30° Cystoscope, Ø 2.9 mm  9

5 32-4607 Adapter zum Einführen von Lasersonden
Adapter for laser probe insertion

2 32-4282RR Resekto-Dauerspülschaft inkl. Obturator
Resecto continuous-flow sheath incl. obtu.  52

6 32-4608 Verschlusskappe
Sealing cap

3¹ 32-4605 Laser Arbeitselement für Fasern
bis zu 0,8 mm, passiv
Laser working element for fibers
up to 0,8 mm, passive

OR

4² 32-4606 Laser Arbeitselement für Fasern
bis zu 1,2 mm, passiv
Laser working element for fibers
up to 1,2 mm, passive

SET1 32-9917SET-S
OR
SET2 32-9917SET-L

LASER CHIRURGIE | LASER SURGERY

LASERFASER KOMPATIBILITÄT | LASER FIBER COMPATIBILITY

Seitliche Laserstrahlung für PVP, HoLAP oder ThuVAP
Lateral laser emission for PVP, HoLAP or ThuVAP

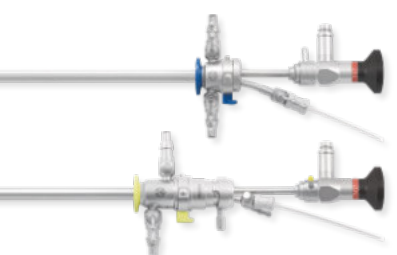
Greenlight® Fibers MoXy
Ø 2.1mm / max. 2.3 mm

Lumenis Xpeeda (Duotome)
Ø 2.5mm

Quanta SideFiber
Ø 2.22mm (± 5 %)

Biolitec SideFiber 2100
Ø 2.4mm

Lumenis Xpeeda (Duotome)
Ø 2.5mm



32-9912SET	✓	✓	✓	✓	✗
32-9913SET	✓	✗	✓	✗	✓

Gerade Laserstrahlung für PVP, HoLAP oder ThuVAP
Straight laser emission for PVP, HoLAP or ThuVAP

Lumenis Slimline, EZ, GI
max. Ø 1.2 mm (3.6 Ch.)

Lisa Laser
RigiFib-SV

Quanta Laser
Cyber™

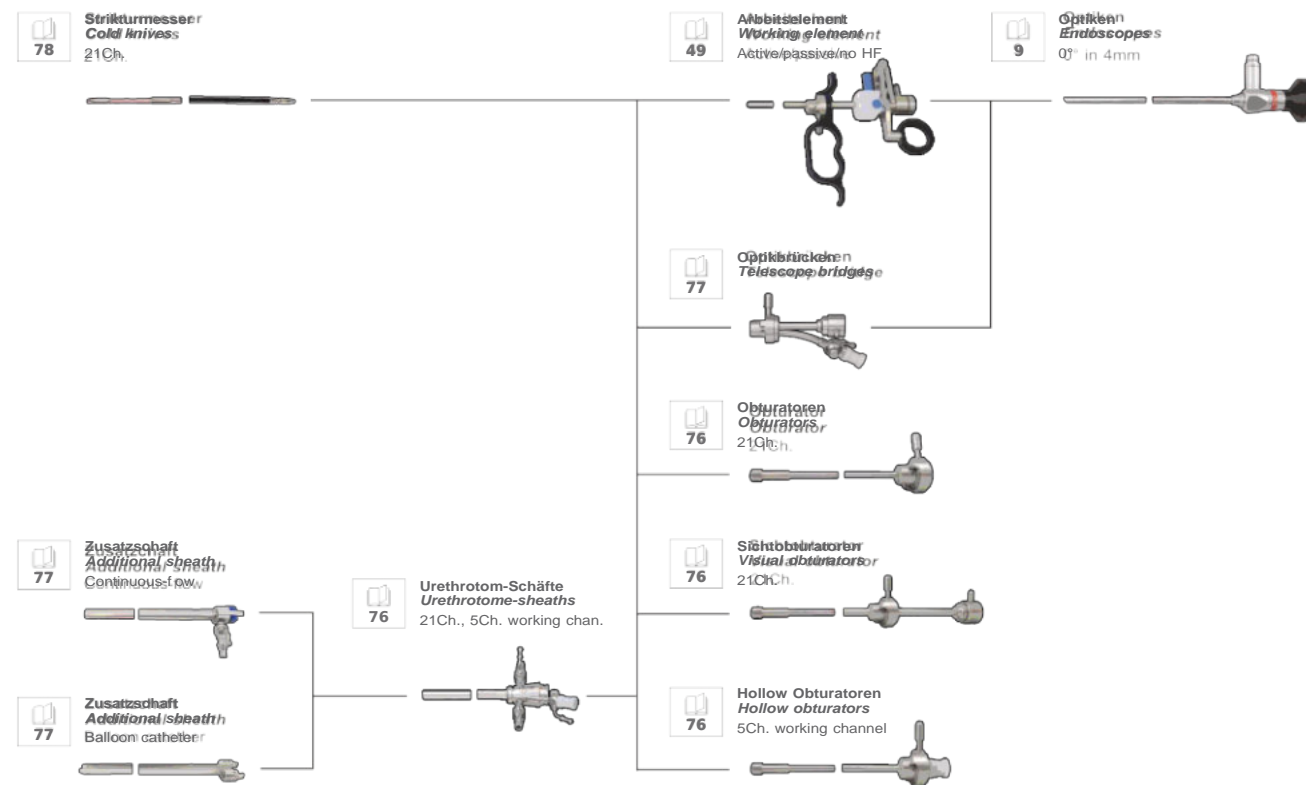
Boston Scientific
AccuMax



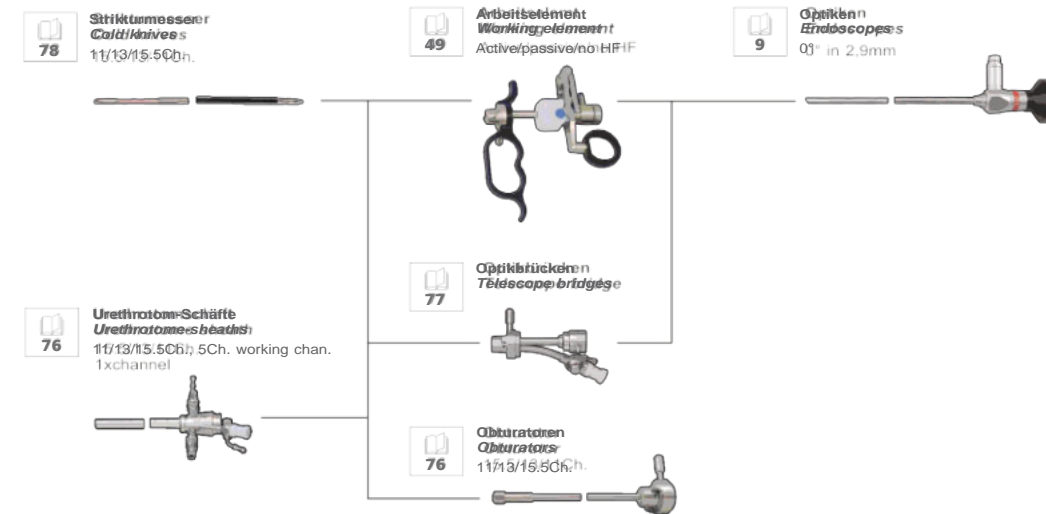
32-9914SET	✓	✓	✓	✓
32-9915SET-S & 32-9915SET-L	✓	✓	✓	✓
32-9916SET-S & 32-9916SET-L	✓	✓	✓	✓
32-9917SET-S & 32-9917SET-L	✓	✓	✓	✓

URETHROTOMIE | URETHROTOMY

SYSTEMÜBERBLICK ERWACHSENE | SYSTEM OVERVIEW ADULTS



SYSTEMÜBERBLICK PEDIATRIE | SYSTEM OVERVIEW PEDIATRY



OPTISCHE URETHROTOMIE | VISUAL URETHROTOMY



URETHROTOM-SCHÄFTE & OBTURATOREN | URETHROTOMY-SHEATHS & OBTURATORS

		Urethrotomschaft inkl. Obturator Urethrotome sheath incl. obturator	Urethrotomschaft Obturator - einzeln Urethrotome obturator - separately				Zusatzschäfte Supplementary sheaths	Optikbrücke Telescope bridge		
		2 laterale Hähne 2 lateral stopcocks	Standard Obturator Standard obturator	Hollow Obturator Hollow obturator	Sichtobturator Visual obturator	für Ballon Katheter for balloon catheter	zur Dauerspülung for continuous-flow	mit/ ohne Kanal with/ w/o channel		
9 4.0 <small>302mm</small>	21CH	ERWACHSENE ADULTS	32-4370 <small>5Ch.</small>	32-43700	32-4371	32-4372	32-4375	32-4376	32-4380 <small>5Ch.</small>	32-4320 49
	15.5CH	ERWACHSENE ADULTS	32-4370-15 <small>3Ch.</small>	32-4370-150					32-4380-15 <small>5Ch.</small>	32-4380UT
	13CH	KINDER CHILDREN	32-4370-13	32-4370-130					32-4380-13	32-4326 49
	11CH	NEUGEBORENE NEW BORN	32-4370-11	32-4370-110					32-4380-11	32-4330 49

OPTISCHE URETHROTOMIE | VISUAL URETHROTOMY



STRIKTURMESSER | COLD KNIVES




Strikturmesser Cold knives					
gerade, Wellenschlif straight, wave cut	ringförmig loop-shaped	sichelförmig sickle-shaped	halbrund half-round	gerade nach Sachse straight by Sachse	hakenförmig hook-shaped



21CH	ERWACHSENE ADULTS	32-4384	32-4386	32-4389	32-4390	32-4388	
15,5CH	ERWACHSENE ADULTS	32-4384-15			32-4390-15	32-4388-15	
13CH	KINDER CHILDREN			32-4387-13	32-4389-13	32-4390-13	32-4388-13
11CH	NEUGEBORENE NEW BORN			32-4387-11	32-4389-11	32-4390-11	32-4388-11

ERGÄNZEND DAZU | COMPLEMENTARY

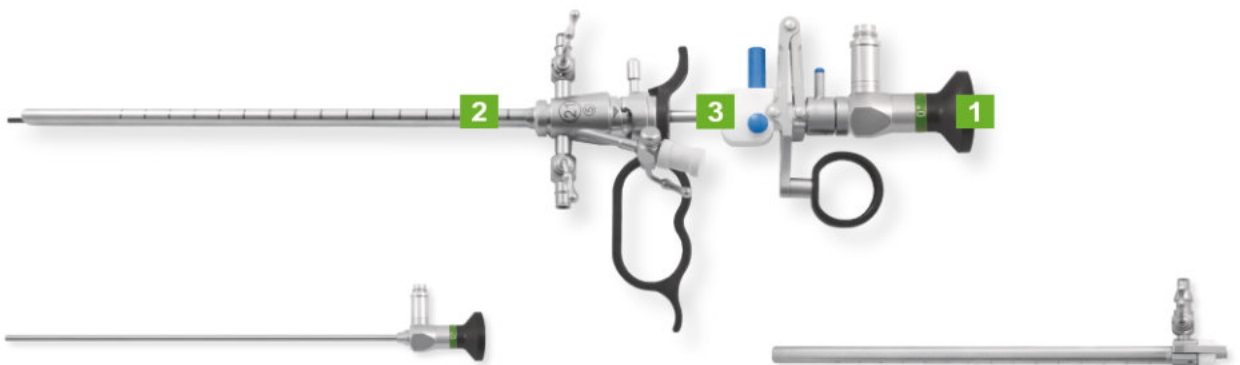
	32-4230	Schutz- und Autoklavierhülle für Strikturmesser Protection and autoclaving tube for cold knives
--	---------	--



OPTISCHE URETHROTOMIE | VISUAL URETHROTOMY



OPTISCHES URETHROTOM SET | VISUAL URETHROTOME SET IN 21CH



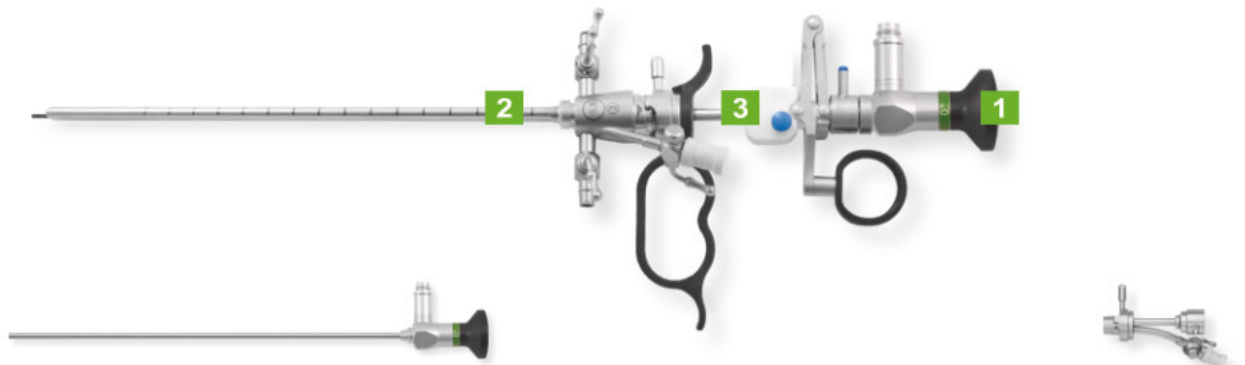
- | | | | | | | | |
|----------|----------------|---|-----------|----------|-------------------------------|--|------------|
| 1 | 32-4000 | 0° Zystoskop, Ø 4 mm
0° Cystoscope, Ø 4 mm | 9 | 5 | 32-4376 | Zusatz-Dauerspülschaft
Supplementary continuous-flow sheath | 77 |
| 2 | 32-4370 | Urethrotomschft 21 Ch. inkl. Hollow
Obtuator, 5 Ch. Instrumentenkanal
Urethrotome sheath 21 Ch. inkl. hollow
obturator, 5 Ch. instrument channel | 76 | 6 | Strikturmesser
Cold knives | | 78 |
| | 32-4389 | Halbrundes Messer
Half-round knife | | | | | |
| | 32-4390 | Sachse Messer
Sachse knife | | | | | |
| | 32-4384 | Wellenmesser
Wave-cut knife | | | | | |
| 3 | 32-4220 | Arbeitselement, passiv
Working element, passive | 49 | 7 | 32-4391 | Urethrotom nach Otis
Urethrotome by Otis | 84 |
| 4 | 32-4380 | Optikbrücke mit 5 Ch. Arbeitskanal
Telescope bridge with 5 Ch. channel | 77 | 8 | 32-4395-150 | Blasenspritze, 150 ml
Bladder syringe, 150 ml | 112 |
| 6 | 32-4375 | Zusatzschft für Folley Katheter
Supplementary sheath for folley catheter | 77 | 9 | 32-4320 | Schutz-/ Autoklavierhülse für Strikturmesser
Protection/ autoclaving tube for cold knives | |

SET 32-9918-SET

OPTISCHE URETHROTOMIE | VISUAL URETHROTOMY



OPTISCHES URETHROTOM SET | VISUAL URETHROTOME SET IN 15CH



1 32-4022 0° Zystoskop, Ø 2.9 mm
0° Cystoscope, Ø 2.9 mm  9

4 32-4380-15 Brücke mit Kanal für Zubehör
Bridge with channel for accessories  77

2 32-4370-15 Urethrotomschaft 15.5 Ch. mit Instrumentenkanal und Obturator
Urethrotome sheath 15.5 Ch. with instrument channel and obturator  76

5 Strikturmesser
Cold knives  78

- | | | |
|------------|--------------------------------|---|
| 32-4384-15 | Wellenmesser
Wave cut knife |  |
| 32-4390-15 | Sachse Messer
Sachse knife |  |
| 32-4388-15 | Haken Messer
Hook knife |  |


3 32-4220UT Passives Arbeitselement
Passive working element


SET 32-9919SET

OPTISCHE URETHROTOMIE | VISUAL URETHROTOMY




OPTISCHES URETHROTOM SET | VISUAL URETHROTOME SET IN 13CH





1 32-4500 0° Zystoskop, Ø 2 mm
0° Cystoscope, Ø 2 mm  9



4 32-4380-13 Optikbrücke
Telescope bridge  77



2 32-4370-13 Urethrotomschaft 13 Ch. inkl. Obturator
Urethrotome sheath 13 Ch. inkl. obturator  76

5 Strikturmesser
Cold knives  78

32-4389-13	Halbrundes Messer Half-round knife	
32-4390-13	Sachse Messer Sachse knife	
32-4388-13	Hakenmesser Hook knife	




3 32-4296 Arbeitselement, passiv
Working element, passive  49


SET 32-9920-SET


OPTISCHE URETHROTOMIE | VISUAL URETHROTOMY




OPTISCHES URETHROTOM SET | VISUAL URETHROTOME SET IN 11CH



1 32-4500 0° Zystoskop, Ø 2 mm
0° Cystoscope, Ø 2 mm  9



2 32-4370-11 Urethrotomschaft 11 Ch. inkl. Obturator
Urethrotome sheath 11 Ch. inkl. obturator  76



3 32-4530 Arbeitselement, passiv
Working element, passive  49



4 32-4380-13 Optikbrücke
Telescope bridge  77

5 Strikturmesser
Cold knives  78

- | | | |
|------------|---------------------------------------|---|
| 32-4389-11 | Halbrundes Messer
Half-round knife |  |
| 32-4390-11 | Sachse Messer
Sachse knife |  |
| 32-4388-11 | Hakenmesser
Hook knife |  |

SET 32-9921-SET

URETHROTOMIE NACH OTIS | URETHROTOMY BY OTIS

ZUR BLINDEN SCHLITZUNG | FOR BLIND URETHROTOMY



32-4391

Otis Urethrotom Set inkl. 2 Messern, 3 Aufsätzen und Box
Otis Urethrotome incl. 2 knives, 3 tips and box



32-4391E

Messer, einzeln
Knife, separately

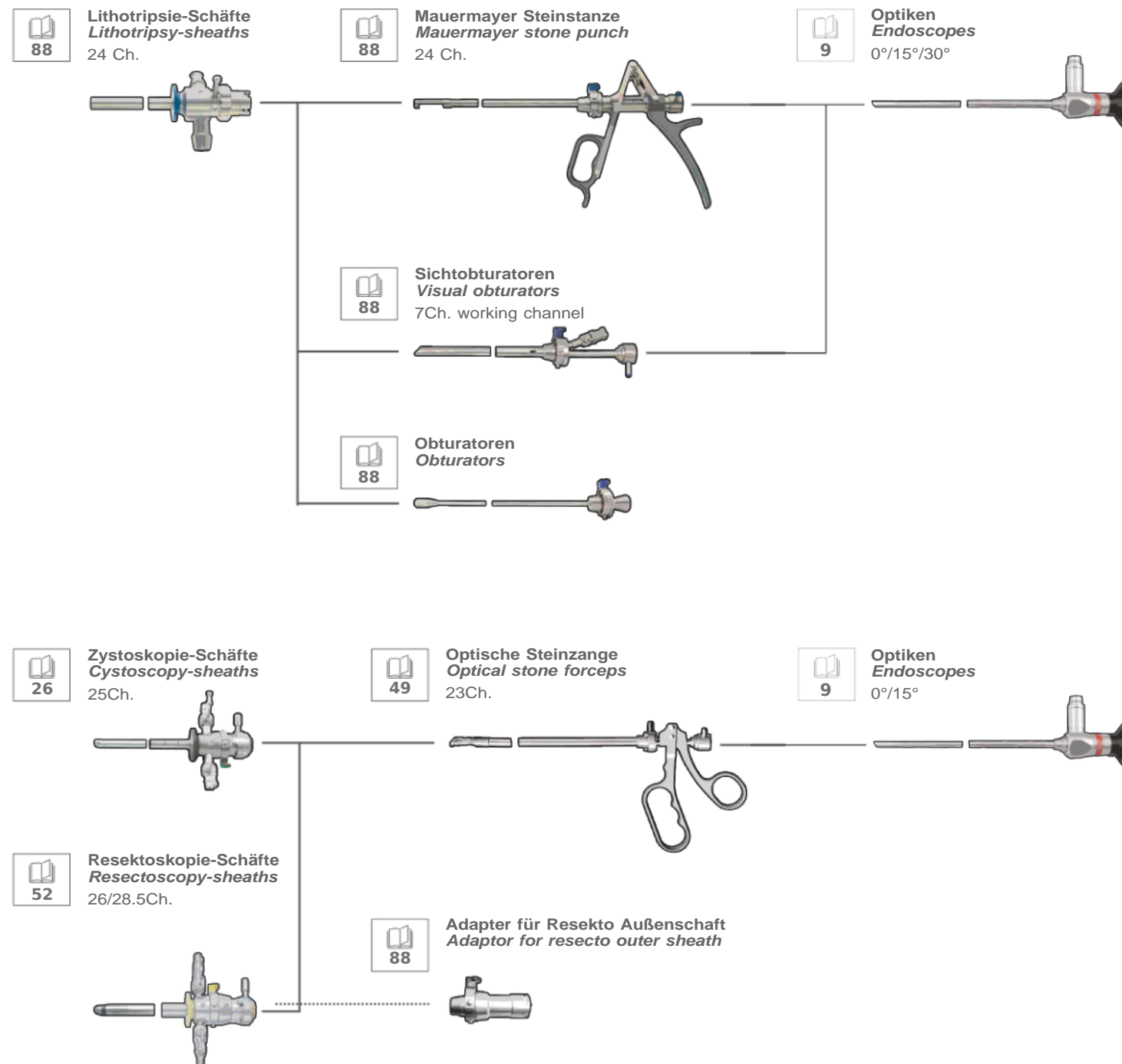


32-4391EFG

3 Aufsätze (kugelförmig, fat, konisch), einzeln
3 Tips (ball-shaped, fat, conical), separately

LITHOTRIPSIE / LITHOTRIPSY

SYSTEMÜBERBLICK | SYSTEM OVERVIEW



LITHOTRIPSIE | LITHOTRIPSY

OPTISCHE STEINZANGE | OPTICAL STONE FORCEPS



32-4066

für
for 25 Ch.

Optische Steinzange für kleine kleine und Steinfragmente
Optical stone forceps for small stones and stone fragments



32-4067

Adapter zur Verwendung optischer Steinzange mit ACK Außen-Resektoskopschäften
Adapter for use of the above instruments with ACK outer resectoscope sheaths

MAUERMAYER STEINSTANZE | STONE PUNCH



32-4069

Mauermayer Steinstanze für kleine kleine und Steinfragmente
Mauermayer stone punch for small stones and stone fragments



32-4061

24 Ch.

Schaft für 32-4069 mit Zentralventil **inkl. Obturator**
Sheath with central valve for 32-4069 incl. obturator



32-4062

für
for 24 Ch.

Sichtobturator mit 7 Ch. Instrumentenkanal
Visual obturator with 7 Ch. instrument channel



32-4063

für
for 24 Ch.

Obturator für 32-4061, einzeln
Obturator for 32-4061, separately

LITHOTRIPSIE | LITHOTRIPSY

STEIN LITHOTRIPTER | STONE LITHOTRIPTOR "THE BEAST"



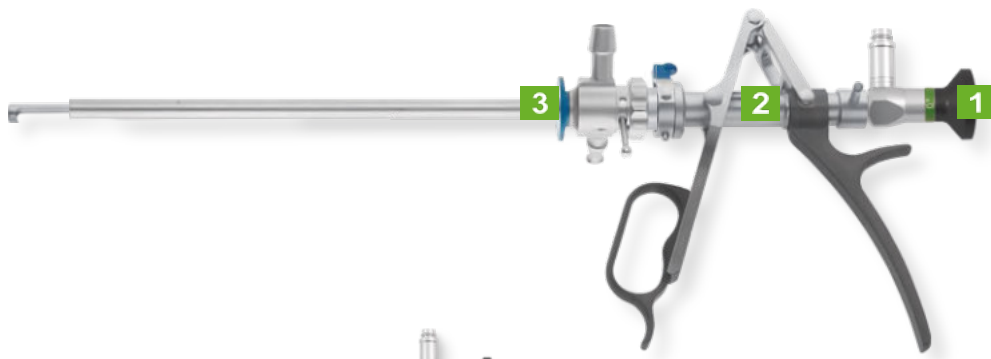
32-4064


für 25 Ch.
for

Stein Lithotripter, zerlegbar in 3 Teile
Stone lithotripter, demountable into 3 parts

LITHOTRIPSIE | LITHOTRIPSY


MECHANISCHES LITHOTRIPSIE SET | MECHANICAL LITHOTRIPSY SET





1 32-4020 30° Zystoskop, Ø 4 mm
30° Cystoscope, Ø 4 mm  9




2 32-4069 Mauermayer Steinstanze
Mauermayer stone punch  88




3 Schaft inkl. Obturator for 32-4069
Sheath incl. obturator for 32-4069  88


32-4061 24 Ch. 


4 32-4062 Sichtobturator, 7 Ch. Arbeitskanal
Visual obturator, 7 Ch. working channel  88



5 32-4066 Optische Steinzange
Optical stone crushing forceps  88



6 Zysto-Schaft inkl. Obturator
Cysto-sheath incl. obturator  26

32-4090 25 Ch. 

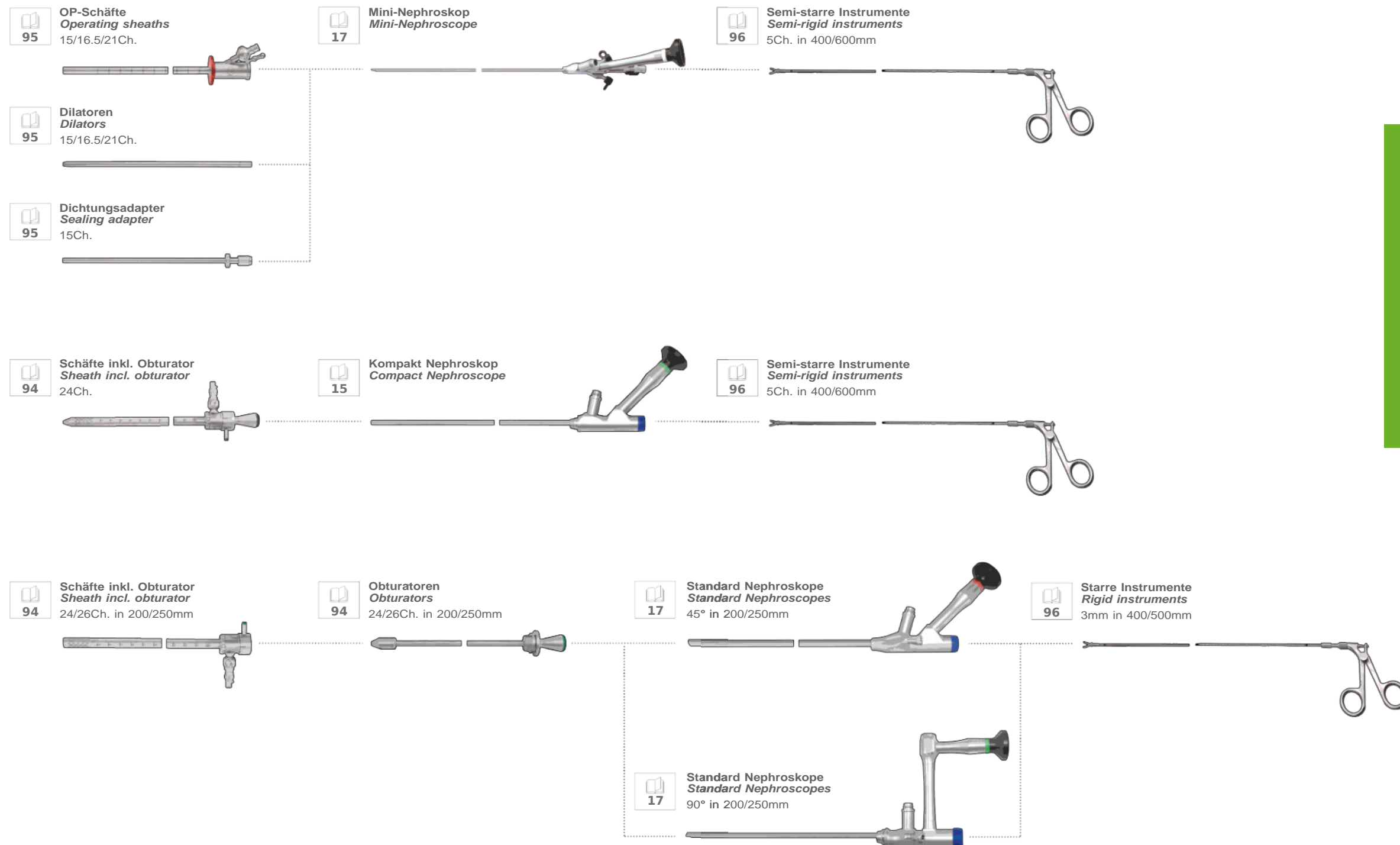
7 32-4106 Ellik Evakuierer
Ellik evacuator  112



SET 32-9922-SET


PCN NEPHROSKOPIE / PCN NEPHROSCOPY

SYSTEMÜBERBLICK | SYSTEM OVERVIEW



PCN NEPHROSKOPIE | PCN NEPHROSCOPY

NEPHROSKOPIE-SCHÄFTE & OBTURATOREN | NEPHROSCOPY-SHEATHS & OBTURATORS



		Nephroskopieschaft inkl. Obturator <i>Nephroscopy sheath incl. obturator</i>	Nephroskopieschaft und Obturator - einzel <i>Nephroscopy sheath and obturator - separate</i>	
		1 lateraler Hahn <i>1 lateral stopcock</i>	Schaft <i>Sheath</i>	Hollow Obturator <i>Hollow obturator</i>
17 4.8 2-50mm	26CH STANDARD STANDARD	70-8204	70-8204S	70-8204O
	24CH STANDARD PCN STANDARD PCN	70-8204-24	70-8204S-24	70-8204O-24
17 4.8 200mm	26CH STANDARD PCN STANDARD PCN	70-8205	70-8205S	70-8205O
	24CH STANDARD PCN STANDARD PCN	70-8205-24	70-8205S-24	70-8205O-24
15 12.9 20mm	24CH KOMPACT PCN KOMPACT PCN	70-8209		

		Operationsschaft <i>Operating sheath</i>	Dilatoren für Operationsschaft <i>Dilators for operating sheath</i>		Dichtungsadapter <i>Sealing adapter</i>
		Dauerspülung <i>Continuous-flow</i>	1 x kanüliert <i>1 x channel</i>	2 x kanüliert <i>2 x channel</i>	Schaft und Stößel <i>Sheath and plunger</i>
17 6.6 220mm	21CH 24CH MINI PCN MINI PCN	70-8211	70-8211D		
	16.5CH 19.5CH MINI PCN MINI PCN	70-8212	70-8212D		
	15CH 18CH MINI PCN MINI PCN	70-8213	70-8213D		70-8214

PCN NEPHROSKOPIE | PCN NEPHROSCOPY

STARRE, SEMI-STARRE INSTRUMENTE & DILATOREN | RIGID, SEMI-RIGID INSTRUMENTS & DILATORS



		Instrumente mit Ringgrif, spülbar <i>Instruments with ring handle, flushable</i>				Instrumente mit Federgrif <i>Instruments with spring handle</i>		Instrumente mit 3-Ringgrif <i>Instruments with 3-ring handle</i>			
		Steingreifer <i>Stone grasper</i>	Biopsielöf el <i>Biopsy spoon</i>	Fasszange, gezahnt <i>Grasper, serrated</i>	Schere <i>Scissors</i>	Steingreifer <i>Stone grasper</i>	Dreiarms-Greifer <i>3-Prong grasper</i>	Gerades Messer <i>Straight knife</i>	Sichelmesser <i>Sickel knife</i>	Saugrohr <i>Suction tube</i>	
		STANDARD PCN STANDARD PCN									
RIGID	3 mm 400 mm	70-8220	70-8225	70-8230	70-8235	70-8210	70-8215	70-8240	70-8245	70-8250	
RIGID	3 mm 500 mm	70-8220-50	70-8225-50	70-8230-50	70-8235-50	70-8210-50		70-8240-50	70-8245-50		



		Instrumente mit Ringgrif, rotierbar <i>Instruments with ring handle, rotatable</i>					Instrumente mit Federgrif <i>Instruments with spring handle</i>
		Steingreifer <i>Stone grasper</i>	Mittlerer Steingreifer <i>Medium stone grasper</i>	Großer Steingreifer <i>Large stone grasper</i>	Biopsielöfel <i>Biopsy spoon</i>	Schere <i>Scissors</i>	Dreiarms-Greifer <i>3-Prong grasper</i>
SEMI RIGID	5 Ch. 400 mm	70-8255SR			70-8260SR	70-8265SR	70-8270SR
SEMI RIGID	5 Ch. 600 mm		70-8275SR	70-8280SR			




Dilatoren <i>Dilators</i>		
Set mit 9,12,15,18,21,24 Ch., 1x f ex. und starrem Führungsdraht <i>Set incl. 9,12,15,18,21,24 Ch., 1x f ex. and rigid guide wire</i>	Dilator, 27 Ch. <i>Dilator, 27 Ch.</i>	Dilator, 30 Ch. <i>Dilator, 30 Ch.</i>
70-8206	70-8208	70-8208-30





PCN NEPHROSKOPIE | PCN NEPHROSCOPY




STANDARD NEPHROSKOPIE SET | STANDARD NEPHROSCOPY SET IN 250MM






1 70-8201-250 Standard Nephroskop, 250 mm
Standard Nephroscope, 250 mm  17

2 Nephroskopie Schäfte inkl. Obturator
Nephroscopy sheath incl. obturator  94

70-8204		26 Ch.	
70-8204-24		24 Ch.	

3 Dilatoren
Dilators  96

70-8206	9 - 24 Ch. Set	
70-8208	27 Ch.	
70-8208-30	30 Ch.	

4 Starre Instrumente
Rigid instruments  96


70-8220-50	Steingreifer Stone grasper	
70-8230-50	Fasszange Grasper	
70-8225-50	Biospielöf el Biopsy spoon	

SET 70-9900-SET

PCN NEPHROSKOPIE | PCN NEPHROSCOPY



STANDARD NEPHROSKOPIE SET | STANDARD NEPHROSCOPY SET IN 200MM



1	70-8201	Standard Nephroskop, 200 mm <i>Standard Nephroscope, 200 mm</i>	📖 17
---	---------	--	---------

2	Nephroskopie Schäfte inkl. Obturator <i>Nephroscopy sheath incl. obturator</i>		📖 94
---	---	--	---------

70-8205	26 Ch.	
70-8205-24	24 Ch.	

3	Dilatoren <i>Dilators</i>		📖 96
---	------------------------------	--	---------

70-8206	9 - 24 Ch. Set	
70-8208	27 Ch.	
70-8208-30	30 Ch.	

4	Starre Instrumente <i>Rigid instruments</i>		📖 96
---	--	--	---------

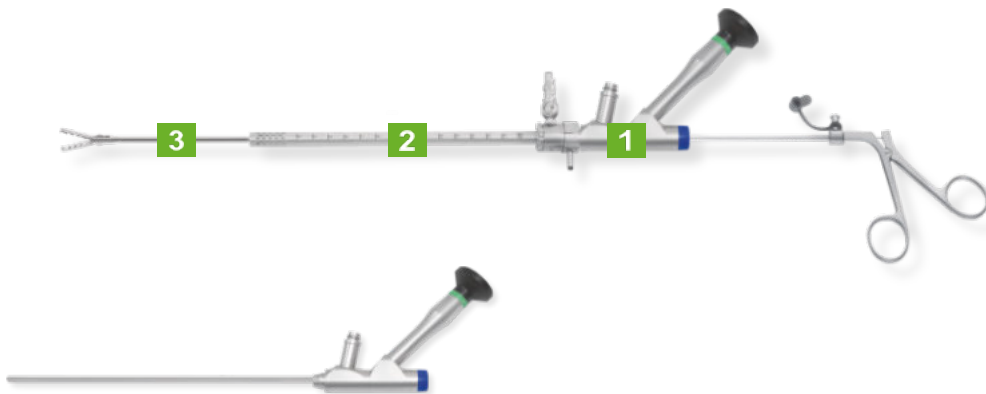
70-8220	Steingreifer <i>Stone grasper</i>	
70-8230	Fasszange <i>Grasper</i>	
70-8225	Biospielöf el <i>Biopsy spoon</i>	


SET 70-9901-SET


PCN NEPHROSKOPIE | PCN NEPHROSCOPY




KOMPAKT NEPHROSKOPIE SET | COMPACT NEPHROSCOPY SET




1 70-8200C Kompakt Nephroskop, 220 mm
Kompakt Nephroscope, 220 mm  15

2 Nephroskopie Schaft inkl. Obturator
Nephroscopy sheath incl. obturator  94

70-8209 24 Ch. 

3 Semi-starre Instrumente
Semi-rigid instruments  96

70-8255SR Steingreifer
Stone grasper 

70-8275SR Steingreifer
Stone grasper 

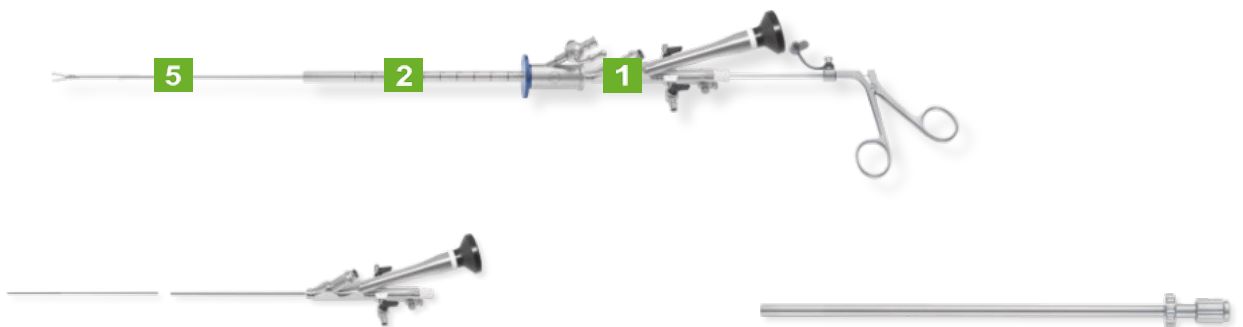
70-8260SR Biospielöf el
Biopsy spoon 

SET 70-9902-SET


PCN NEPHROSKOPIE | PCN NEPHROSCOPY




MINI-NEPHROSKOPIE SET | MINI-NEPHROSCOPY SET





1 70-8200MINI Mini-Nephroskop, 220 mm
Mini-Nephroscope, 220 mm  17


4 70-8214 Dichtadapter inkl. Schaft und Stößel
Sealing adapter incl. plunger  95

2 Nephroskopie OP-Schäfte
Nephroscopy operating sheath  95

5 Semi-starre Instrumente
Semi-rigid instruments  96

70-8211		15 Ch.	
70-8212		16.5 Ch.	
70-8213		21 Ch.	

70-8255SR	Steingreifer Stone grasper	
70-8275SR	Steingreifer Stone grasper	
70-8260SR	Biospielöf el Biopsy spoon	

3 Dilatoren mit Führungskanal
Dilators wit guide channel  95

70-8211D		15 Ch.	
70-8212D		16.5 Ch.	
70-8213D		21 Ch.	

SET 70-9903-SET

URETERO-RENSKOPIE / URETERO-RENSCOPY

SYSTEMÜBERBLICK | SYSTEM OVERVIEW

19 **21** Uretero-Renokope
Uretero-Renoscopes
Standard/thin/ultra thin



104 Semi-starre & flexible Instrumente
Semi-rigid & flexible instruments
3/4/5Ch.



105 Steinfänger
Stone basket
600mm



105 Reinigungsbürste
Cleaning brush
600mm



URETERO-RENSKOPIE | URETERO-RENSCOPY

FLEXIBLE & SEMI-STARRE INSTRUMENTE | FLEXIBLE & SEMI-RIGID INSTRUMENTS



Instrumente mit Ringgrif , spülbar
Instruments with ring handle, fushable

Steingreifer Stone grasper Mittlerer Steingreifer Medium stone grasper Großer Steingreifer Large stone grasper Bipsielöf el Biospy spoon Schere Scissors Steinfänger Dormia basket Reinigungsbürste Cleaning brush



STANDARD URS
STANDARD URS

19 6.8

FLEXIBLE	5 Ch. 600 mm	70-8010	70-8015	70-8025	70-8020	70-8030	70-8035	70-8040
SEMI RIGID	5 Ch. 600 mm	70-8010SR	70-8015SR	70-8025SR	70-8020SR	70-8030SR		

SCHLANKES URS
THIN URS

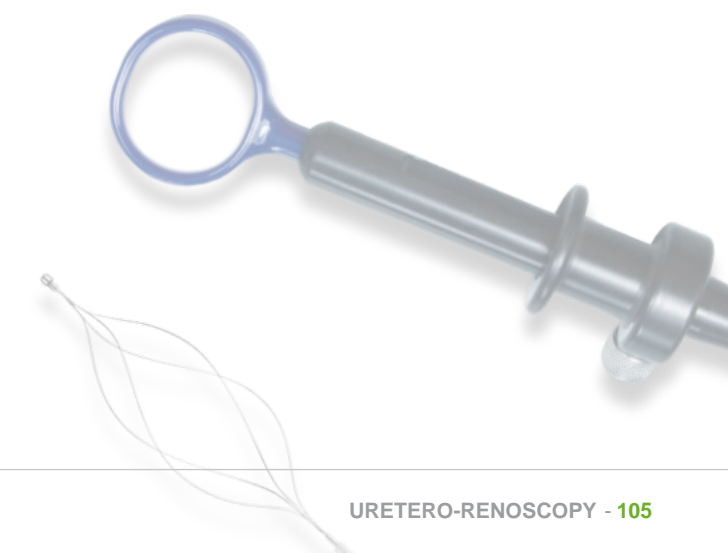
21 5.1

FLEXIBLE	4 Ch. 600 mm	70-8010-4	70-8015-4	70-8025-4	70-8020-4	70-8030-4
SEMI RIGID	4 Ch. 600 mm	70-8010-4SR	70-8015-4SR	70-8025-4SR	70-8020-4SR	70-8030-4SR

ULTRASCHLANKES URS
ULTRA THIN URS

21 4.0

FLEXIBLE	3 Ch. 600 mm	70-8010-3			70-8020-3	70-8030-3
SEMI RIGID	3 Ch. 600 mm	70-8010-3SR			70-8020-3SR	70-8030-3SR




URETERO-RENSKOPIE | URETERO-RENSCOPY




STANDARD URETERO-RENSKOPIE SET | STANDARD URETERO-RENSCOPY SET



1 70-8000 Standard Uretero-Renoskop
Standard Uretero-Renoscope  20

3 70-8035 Dormia Steinfänger
Dormia stone basket  105

2 Flexible Instrumente
Flexible instruments  104

70-8010	Steingreifer Stone grasper
70-8015	Steingreifer M Stone grasper M
70-8020	Biospielöf el Biopsy spoon
70-8025	Steingreifer L Stone grasper L



SET 70-9904-SET

URETERO-RENSKOPIE | URETERO-RENSCOPY



SCHLANKES URETERO-RENSKOPIE SET | THIN URETERO-RENSCOPY SET



1 70-8000T Schlankes Uretero-Renoskop
Thin Uretero-Renoscope 21

3 70-8035 Dormia Steinfänger
Dormia stone basket 105

2 Flexible Instrumente
Flexible instruments 104

70-8010-4	Steingreifer <i>Stone grasper</i>
70-8015-4	Steingreifer M <i>Stone grasper M</i>
70-8020-4	Biospielöffel <i>Biopsy spoon</i>
70-8025-4	Steingreifer L <i>Stone grasper L</i>



SET 70-9905-SET

URETERO-RENSKOPIE | URETERO-RENSCOPY



ULTRA SCHLANKES URETERO-RENSKOPIE SET | ULTRA THIN URETERO-RENSCOPY SET



1 70-8000UT Ultra schlankes Uretero-Renoskop
Ultra thin Uretero-Renoscope 21

3 70-8035 Dormia Steinfänger
Dormia stone basket 105


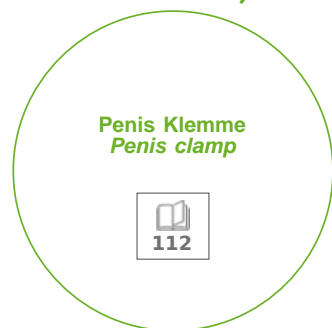

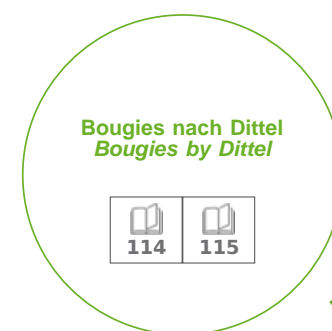
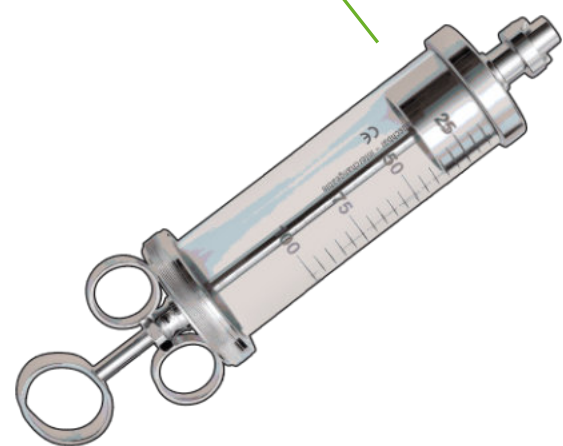
2 Flexible Instrumente
Flexible instruments 104

70-8010-3	Steingreifer <i>Stone grasper</i>	
70-8020-3	Biospielöl el <i>Biopsy spoon</i>	
70-8030-3	Schere <i>Scissors</i>	

SET 70-9906-SET

ZUBEHÖR / ACCESSORIES

SYSTEMÜBERBLICK | SYSTEM OVERVIEW




HILFSINSTRUMENTE | ANCILLARY INSTRUMENTS

ELLIK EVAKUIERER | *ELLIK EVACUATOR*



32-4106

Ellik Evakuierer mit Gummiball
Ellik evacuator with rubber ball



13-1355LLVLV

Luer-Lock Schlauchverbinder mit Hahn
Luer-Lock connector with stopcock

BLASENSPRITZEN | *BLADDER SYRINGES*



32-4395

50 ml

32-4395-75

75 ml

32-4395-100

100 ml

32-4395-150

150 ml

32-4395-200

200 ml

Blasenspritze
Bladder syringe

STRAUSS PENISKLEMME | *PENIS CLAMP*



32-4420

Strauss Penisklemme
Strauss penis clamp

INJEKTIONSNADEL | *INJECTION NEEDLE*



32-4145

Injektionskanüle in 3 Ch. für Kompakt Mini-Zystoskop
Injection cannula in 3 Ch. for Compact Mini-Cystoscope

HILFSINSTRUMENTE | *ANCILLARY INSTRUMENTS*

HAKENMESSER | *HOOK KNIFE*



32-4145H

Injektionskanüle in 3 Ch. für Kompakt Mini-Zystoskop
Injection cannula in 3 Ch. for Compact Mini-Cystoscope

ZUBEHÖR | ACCESSORIES

GEBOGENE BOUGIES NACH DITTEL | CURVED BOUGIES BY DITTEL



32-4429	8 Ch.
32-4430	9 Ch.
32-4431	10,5 Ch.
32-4432	12 Ch.
32-4433	13,5 Ch.
32-4434	15 Ch.
32-4435	16,5 Ch.
32-4436	18 Ch.
32-4437	19,5 Ch.
32-4438	21 Ch.
32-4439	22,5 Ch.
32-4440	24 Ch.
32-4441	25,5 Ch.
32-4442	27 Ch.
32-4443	28,5 Ch.
32-4444	30 Ch.

Dittel Bougie, ohne Kanal, **gebogen**
Dittel Bougie, without channel, **curved**

ZUBEHÖR | ACCESSORIES

GERADE BOUGIES NACH DITTEL | STRAIGHT BOUGIES BY DITTEL



32-4400	9 Ch.
32-4401	10,5 Ch.
32-4402	12 Ch.
32-4404	13,5 Ch.
32-4405	15 Ch.
32-4406	16,5 Ch.
32-4407	18 Ch.
32-4408	19,5 Ch.
32-4409	21 Ch.
32-4410	22,5 Ch.
32-4411	24 Ch.
32-4412	25,5 Ch.
32-4413	27 Ch.
32-4414	28,5 Ch.
32-4415	30 Ch.
32-4416	31,5 Ch.
32-4417	33 Ch.
32-4418	34,5 Ch.
32-4419	36 Ch.

Dittel Bougie, ohne Kanal, **gerade**
Dittel Bougie, without channel, **straight**

Ackermann Instrumente GmbH
Eisenbahnstrasse 65-67
78604 Rietheim-Weilheim
Germany

Phone: +49 (0)7461 966 17 0
Fax: +49 (0)7461 966 17 70
E-Mail: info@ackermanninstrumente.de
Web: www.ackermanninstrumente.de