



# Gynaecology

Diagnostic & Operative Hysteroscopy

## Our Vision

"True to our vision **INNOVATING TRADITION**, it has always been our goal to not only provide our customers and healthcare professionals with an industry-leading value proposition through continuous innovation in our products and processes.


# Ackermann

We believe that it is equally important to not lose sight of our roots and to preserve the craftsmanship that has been perfected over generations as an established family business. This enables us to maintain a productive and sustainable home for our staff and to improve clinical outcomes every single day in over 100 countries around the world."

**Peter Grassl, CEO**

## + 20k SKUs

As **Full-Range-System Manufacturer** we are able to provide you with a coherent product portfolio - from endoscopy to ligation, from implantology to general surgery.



# Capabilities

+ Manufacturing


Surgical Instruments, Units, Implants, Optics

+ Regulatory

ISO 13485:2016, US FDA, CFDA, ANVISA,  
COFEPRIS

+ Service

+ R&D



# Global Player

Sales subsidiaries located in  
**Greece, India, USA & Mexico**



Serving over  
**100**  
Countries

More than  
**80**  
Employees




**3**  
Manufacturing  
Sites

**400**  
Strategic  
Partners



# Table of Contents

## Product Range at a Glance



### Hysteroscopy Sets

#### Diagnostic Hysteroscopy Sets

Diagnostic Hysteroscopy Set p. 6

Panucci Intra-Uterus Set p. 7

#### Operative Hysteroscopy Set

Endo-Operative Hysteroscopy Set p. 8

Continuous-Irrigation OP Hystero Set p. 9

#### Bipolar Hystero Resectoscopy Set

24 / 26 Fr. Bipolar Hystero Resectoscopy Set p. 10

#### Universal Hystero Resectoscopy Sets

24 / 26 Fr. Universal Hystero Resecto Set p. 11

17.5 / 18.5 Fr. Universal Hystero Resecto Set p. 12

#### Monopolar Hystero Resectoscopy Sets

24 / 26 Fr. Monopolar Hystero Resecto Set p. 13

19 / 22 Fr. Monopolar Hystero Resecto Set p. 14

### Diagnostic & Operative Hysteroscopy

#### Diagnostic Hysteroscopy

FullHD Hysteroscopes p. 18

Diagnostic Sheaths & Obturators p. 20

Flexible & Semi-Rigid Instruments p. 24

Monopolar Electrodes p. 27

Bipolar Electrodes p. 28

#### Operative Hysteroscopy

Multifunctional Operative Hysteroscope p. 31

Operative Sheath & Obturator p. 31

Endo Lock™ Handles p. 32

Endo Lock™ Miniature Inserts p. 32

### Hystero Resectoscopy

#### Bipolar Hystero Resectoscopy

Bipolar Working Elements p. 39

Bipolar Electrodes p. 39

Resectoscopy Sheaths & Obturators p. 41

#### Universal Hystero Resectoscopy

Universal Working Elements p. 45

Universal Electrodes p. 46

Resectoscopy Sheaths & Obturators p. 48



## **Monopolar Hystero Resectoscopy**

Monopolar Working Elements	p. 51
Monopolar Electrodes	p. 51
Resectoscopy Sheaths & Obturators	p. 54

## **Accessories for Gynaecology**

### **Speciality Instruments**

Cohen Cannula & Portio Adapters	p. 58
Uterine Clamp	p. 58
Uterus Manipulator & Adapters	p. 59
Ring Applicators	p. 60
Myoma Screws	p. 60

### **Connection Cables**

Bipolar Cables	p. 61
Universal Cables	p. 61
Monopolar Cables	p. 62




## Diagnostic Hysteroscopy Set

- 1x FullHD Hysteroscope, Ø 2.9 mm, 30°, 300 mm # 18-2346HD
- 1x Diagnostic sheath incl. obturator, 1 stopcock, rigid, for use with Ø 2.9 mm / 30° scope # 18-2306
- 1x Biopsy forceps, double-action, semi-rigid, Ø 5 Fr., 400 mm # 18-2330SR
- 1x Serrated grasping forceps, double-action, semi-rigid, Ø 5 Fr., 400 mm # 18-2332SR



## Panucci Intra-Uterus Set

1 x FullHD Hysteroscope, Ø 2.9 mm, 30°, 300 mm	# 18-2346HD
1 x Panucci sheath, for use with Ø 2.9 mm scope	# 18-2322
1 x Biopsy forceps, double-action, semi-rigid, Ø 5 Fr., 400 mm	# 18-2330SR
1 x Serrated grasping forceps, double-action, semi-rigid, Ø 5 Fr., 400 mm	# 18-2332SR
1 x Foreign body forceps, double-action, semi-rigid, Ø 5 Fr., 400 mm	# 18-2333SR
1 x Rubber reducer	# 11-1249-100



## Endo-Operative Hysteroscopy Set

- |  |               |
|--|---------------|
| 1x Multifunctional Operative Hysteroscope, Ø 4.8 mm, 6° viewing angle, 90° ocular, 200mm | # 18-2400     |
| 1x Adapter for 18-2400   | # 70-8202     |
| 1x Hysteroscopy OP-sheath incl. obturator, 1 stopcock, 26 Fr.                            | # 18-2321     |
| 1x Endo Lock™ handle without ratchet   | # 13-1367RCFI |
| 1x Endo Lock™ handle with universal ratchet  | # 13-1384RCFI |
| 1x Mini Metzenbaum insert, straight, double-action, Ø 3 mm, 360 mm                       | # 23-3005     |
| 1x Mini Metzenbaum insert, curved, serrated, single-act., Ø 3 mm, 360 mm                 | # 23-3010     |
| 1x Mini Maryland insert, double-action, Ø 3 mm, 360 mm                                   | # 23-3025     |
| 1x Mini Allis insert, single-action, Ø 3 mm, 360 mm                                      | # 23-3041     |
| 1x Mini Grasping Forceps insert, double-action, Ø 3 mm, 360 mm                           | # 23-3042     |





## Continuous-Irrigation Operative Hysteroscopy Set

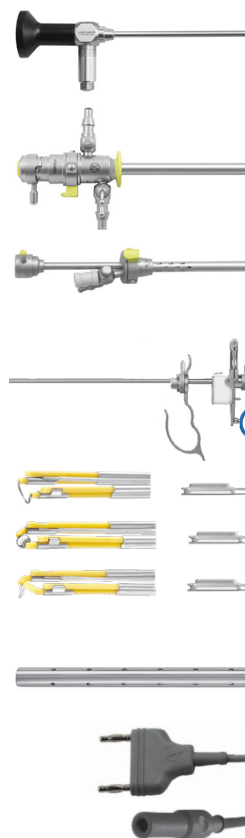
1x FullHD Hysteroscope, Ø 4 mm, 12°, 300 mm	# 18-2342HD
1x Resectoscopy sheath incl. obturator, continuous-flow, rotatable, Ø 24 / 26 Fr.	# 32-4205RR
1x Standard obturator for resectoscopy sheath, Ø 24 / 26 Fr.	# 32-4227
1x Adapter for optical forceps, use with Ackermann resectoscopy inner sheaths	# 32-4068
1x Albarran deflector with 2 instrument channels, lockable, suitable for cysto-sheaths from 17 Fr.	# 32-4115
1x Biopsy forceps, double-action, flexible, Ø 7 Fr., 400 mm	# 18-2310
1x Scissors, single-action, flexible, Ø 7 Fr., 400 mm	# 18-2315
1x Foreign body forceps, double-action, flexible, Ø 7 Fr., 400 mm	# 18-2325
1x Hook scissors, single-action, flexible, Ø 7 Fr., 400 mm	# 18-4140
1x Biopsy punch, double-action, semi-rigid, Ø 7 Fr., 400 mm	# 18-2326SR



## 24 / 26 Fr. Bipolar Hystero Resectoscopy Set

For Adults


- 1x FullHD Hysteroscope, Ø 4 mm, 30°, 300 mm # 18-2341HD
- 1x Resectoscopy sheath incl. obturator, continuous-flow, rotatable, Ø 24 / 26 Fr. # 32-4205RR
- 1x Visual obturator with Ø 8 Fr. working channel for Ø 24 / 26 Fr. resectoscopy sheath # 32-4228-6
- 1x Bipolar working element, closed handle, passive # 32-4220BP
- 1x Loop electrode 30°, Ø 24 Fr., bipolar # 32-4240BP
- 1x Ball electrode Ø 3 mm, Ø 24 Fr., bipolar # 32-4250BP
- 1x Knife electrode , Ø 24 Fr., bipolar # 32-4265BP
- 1x Protection- and autoclaving tube for electrodes and cold knives # 32-4230
- 1x Bipolar cable for use with bipolar resectoscope, 3 m # 13-1641UR



## 24 / 26 Fr. Universal Hystero Resectoscopy Set

For Adults

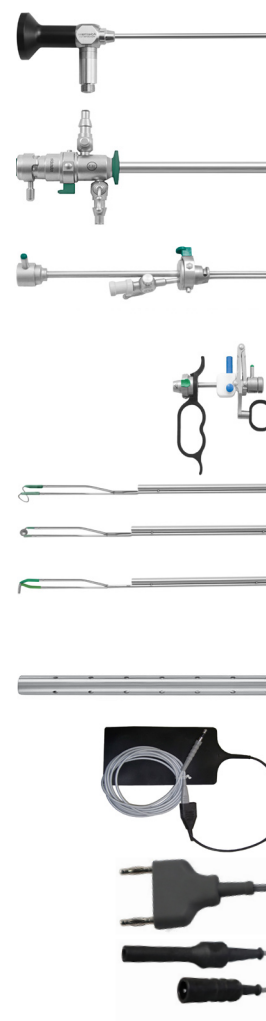
- |  |                |
|--|----------------|
| 1x FullHD Hysteroscope, Ø 4 mm, 30°, 300 mm  | # 18-2341HD    |
| 1x Resectoscopy sheath incl. obturator, continuous-flow, rotatable, Ø 24 / 26 Fr.      | # 32-4205RR    |
| 1x Visual obturator with Ø 8 Fr. working channel for Ø 24 / 26 Fr. resectoscopy sheath | # 32-4228-6    |
| 1x Universal working element, closed handle, passive                                   | # 32-4220U     |
| 1x Loop electrode 30°, Ø 24 Fr., universal   | # 32-4240U     |
| 1x Ball electrode Ø 3 mm, Ø 24 Fr., universal  | # 32-4250U     |
| 1x Knife electrode, Ø 24 Fr., universal  | # 32-4265U     |
| 1x Protection- and autoclaving tube for electrodes and cold knives                     | # 32-4230      |
| 1x Neutral rubber electrode for adults, round plug, 5 m                                | # 16-2000-1212 |
| 1x Universal cable for use with universal resectoscope, 3 m                            | # 13-1641U     |



## 17.5 / 18.5 Fr. Universal Hystero Resectoscopy Set

For Adolescents

- 1x FullHD Hysteroscope, Ø 2.9 mm, 30°, 300 mm # 18-2346HD
- 1x Resectoscopy sheath incl. obturator, continuous-flow, rotatable, Ø 17.5 / 18.5 Fr., QL # 32-4282RR
- 1x Visual obturator with Ø 5 Fr. working channel for Ø 17.5 / 18.5 Fr. resectoscopy sheath, QL # 32-4342-17
- 1x Universal working element, closed handle, passive, QL # 32-4275U
- 1x Loop electrode 30°, Ø 17.5 Fr., universal # 32-4287U
- 1x Ball electrode Ø 3 mm, Ø 17.5 Fr., universal # 32-4288U
- 1x Knife electrode, Ø 17.5 Fr., universal # 32-4289U
- 1x Protection- and autoclaving tube for electrodes and cold knives # 32-4230
- 1x Neutral rubber electrode for adults, round plug, 5 m # 16-2000-1212
- 1x Universal cable for use with universal resectoscope, 3 m # 13-1641U






## 24 / 26 Fr. Monopolar Hystero Resectoscopy Set

For Adults

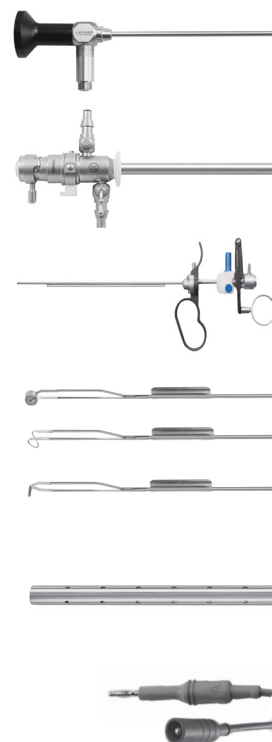
- |  |             |
|--|-------------|
| 1x FullHD Hysteroscope, Ø 4 mm, 30°, 300 mm  | # 18-2341HD |
| 1x Resectoscopy sheath incl. obturator, continuous-flow, rotatable, Ø 24 / 26 Fr.      | # 32-4205RR |
| 1x Visual obturator with Ø 8 Fr. working channel for Ø 24 / 26 Fr. resectoscopy sheath | # 32-4228-6 |
| 1x Monopolar working element, closed handle  | # 32-4220   |
| 1x Loop electrode 30°, Ø 24 Fr., monopolar   | # 32-4240   |
| 1x Ball electrode Ø 3 mm, Ø 24 Fr., monopolar  | # 32-4250   |
| 1x Ball electrode Ø 5 mm, Ø 24 Fr., monopolar  | # 32-4260   |
| 1x Knife electrode , Ø 24 Fr., monopolar   | # 32-4265   |
| 1x Protection- and autoclaving tube for electrodes and cold knives                     | # 32-4230   |
| 1x Monopolar cable, for use with monopolar Urology instruments, 3 m                    | # 11-1260UR |



## 19 / 22 Fr. Monopolar Hystero Resectoscopy Set

For Adolescents

- 1x FullHD Hysteroscope, Ø 2.9 mm, 30°, 300 mm # 18-2346HD
- 1x Resectoscopy sheath incl. obturator, continuous-flow, rotatable, Ø 19 / 22 Fr. # 32-4292RR
- 1x Monopolar working element, closed handle # 32-4275
  
- 1x Roller barrel electrode Ø 3 mm, Ø 19 Fr., monopolar # 32-4274
- 1x Loop electrode 30°, Ø 19 Fr., monopolar # 32-4277
- 1x Knife electrode, Ø 19 Fr., monopolar # 32-4279
  
- 1x Protection- and autoclaving tube for electrodes and cold knives # 32-4230
  
- 1x Monopolar cable, for use with monopolar Urology instruments, 3 m # 11-1260UR





# Diagnostic & Operative Hysteroscopy

## Table of Contents

FullHD Hysteroscopes / **p. 18 - 19**

Diagnostic & Operative Sheaths / **p. 20 - 23**

Flexible & Semi-rigid Instruments / **p. 24 - 27**

Electrodes & Dormia Stone Baskets / **p. 27 - 28**

Multifunctional Operative Hysteroscope / **p. 30**

Instrumentation for Multifunctional Operative Hysteroscope / **p. 31 - 34**







# FullHD Hysteroscopes

## Key Features

- **High -definition true FullHD** endoscopes
- **Sapphire glass lense** at proximal and distal end
- Nitrogen filled optical system to **avoid fogging** from the inside
- Three-tube construction for **more stability**
- Sealing by **laser welding** with **excellent** optical transmission
- **Autoclavable**




## ... more Features

- Made of high-quality stainless steel
- Sophisticated, anti-reflective optical system
- Powerful optical fibers
- Highly refractive lenses for optimum colour rendering even at high magnification
- Light cable adapters to Ackermann, Storz<sup>1</sup>, Olympus<sup>1</sup>, Wolf<sup>1</sup>, ACMI<sup>1</sup>
- High-quality glass cone for optimizing light input
- Standard C-Mount camera coupling
- Extremely precise centering of the optical and mechanical components for a brilliant and high-contrast image right up to the edges



# FullHD Hysteroscopes



	Diameter		Viewing angle				Item no.
	Ø 2.9 mm	Ø 4 mm	0°	12°	30°	70°	
FullHD Hysteroscope, 300 mm	•		•				18-2344HD
FullHD Hysteroscope, 300 mm		•	•				18-2340HD
FullHD Hysteroscope, 300 mm	•			•			18-2345HD
FullHD Hysteroscope, 300 mm		•		•			18-2342HD
FullHD Hysteroscope, 300 mm	•				•		18-2346HD
FullHD Hysteroscope, 300 mm		•			•		18-2341HD
FullHD Hysteroscope, 300 mm		•				•	18-2343HD

# Diagnostic Sheaths incl. Obturator

1 Stopcock, Rotatable



			For use with scope	Color coding	Item no.
			Ø 2.9 mm 12°/ 30°	Ø 4 mm 12°/ 30°	
<b>Diagnostic sheath incl. obturator, 1 stopcock, rotatable</b>			•	●	<b>18-2316</b>
includes	Diagnostic sheath, 1 stopcock, rotatable	18-2349			
and	Standard obturator for 18-2349	18-2303			
<b>Diagnostic sheath incl. obturator, 1 stopcock, rotatable</b>				●	<b>18-2314</b>
includes	Diagnostic sheath, 1 stopcock, rotatable	18-2348			
and	Standard obturator for 18-2348	18-2301			

# Diagnostic Sheaths incl. Obturator

1 Stopcock, Rigid



			For use with scope	Color coding	Item no.
			Ø 2.9 mm 0° 12°/ 30°	Ø 4 mm 12°/ 30°	
<b>Diagnostic sheath incl. obturator, 1 stopcock, rigid</b>			•	●	<b>18-2306-0</b>
includes	Diagnostic sheath, 1 stopcock, rigid	18-2359-0			
and	Standard obturator for 18-2359-0	18-2303			
<b>Diagnostic sheath incl. obturator, 1 stopcock, rigid</b>				○	<b>18-2306</b>
includes	Diagnostic sheath, 1 stopcock, rigid	18-2359			
and	Standard obturator for 18-2359	18-2303			
<b>Diagnostic sheath incl. obturator, 1 stopcock, rigid</b>				●	<b>18-2305</b>
includes	Diagnostic sheath, 1 stopcock, rigid	18-2339			
and	Standard obturator for 18-2339	18-2301			

# Diagnostic Sheaths incl. Obturator

Continuous-Flow




		For use with scope	Color coding	Item no.
		Ø 2.9 mm 0° 12°/30°	Ø 4 mm 0° 12°/30°	
<b>Diagnostic sheath incl. obturator, continuous-flow</b>		●	○	<b>18-2304-0</b>
includes	Diagnostic outer sheath, continuous-flow 18-2312			
and	Diagnostic inner sheath, continuous-flow 18-2311-0			
and	Standard obturator for 18-2312 18-2303			
<b>Diagnostic sheath incl. obturator, continuous-flow</b>		●	○	<b>18-2304</b>
includes	Diagnostic outer sheath, continuous-flow 18-2312			
and	Diagnostic inner sheath, continuous-flow 18-2311			
<b>Diagnostic sheath incl. obturator, continuous-flow</b>		●	●	<b>18-2309-0</b>
includes	Diagnostic outer sheath, continuous-flow 18-2358			
and	Diagnostic inner sheath, continuous-flow 18-2357-0			
and	Standard obturator for 18-2358 18-2301			
<b>Diagnostic sheath incl. obturator, continuous-flow</b>		●	●	<b>18-2309</b>
includes	Diagnostic sheath, 1 stopcock, rotatable 18-2358			
and	Diagnostic inner sheath, continuous-flow 18-2357			

## Obtulators for Sheaths



	Color coding	Item no.
<b>Obturator</b> for hysteroscopy sheath, for Ø 2.9 mm scope	○	<b>18-2303</b>
<b>Obturator</b> for hysteroscopy sheath, for Ø 4 mm scope	●	<b>18-2301</b>

# Panucci Operative Sheaths



			For use with scope	Color coding	Item no.
			Ø 2.7 / 2.9 mm    Ø 4 mm 12° / 30°        12° / 30°		
<b>QL</b>	<b>Panucci sheath</b> for 5 Fr. instruments, QL		•	●	<b>18-2322</b>
	includes Panucci outer sheath	18-2318			
	and Panucci inner sheath	18-2317			
<b>QL</b>	<b>Panucci sheath</b> for 5 Fr. instruments, long, QL		•	●	<b>18-2322L</b>
	includes Panucci outer sheath	18-2318L			
	and Panucci inner sheath	18-2317L			
<b>QL</b>	<b>Panucci sheath</b> for 7 Fr. instruments, QL		•	●	<b>18-2322-4,0</b>
	includes Panucci outer sheath	18-2318-4,0			
	and Panucci inner sheath	18-2317-4,0			
<b>QL</b>	<b>Panucci sheath</b> for 5 Fr. instruments, small, QL		•	●	<b>18-2322-4,0S</b>
	includes Panucci outer sheath	18-2318-4,0S			
	and Panucci inner sheath	18-2317-4,0S			

## Operative Sheaths with Ergonomic Design

2 Individually Rotatable Stopcocks



	For use with scope	Color coding	Item no.
	Ø 2.9 mm, 0°    Ø 2.9 mm, 12/30°		
<b>Operative</b> sheath, continuous-flow, Ø 5 Fr. working channel	•	●	<b>18-2308-0</b>
<b>Operative</b> sheath, continuous-flow, Ø 5 Fr. working channel	•	○	<b>18-2319</b>

## Operative Sheaths with Ergonomic Design

2 Individually Rotatable Stopcocks



	For use with scope	Color coding	Item no.
	Ø 4 mm, 0°    Ø 4 mm, 12/30°		
<b>Operative</b> sheath, continuous-flow, Ø 7 Fr. working channel	•	●	<b>18-2307-0</b>
<b>Operative</b> sheath, continuous-flow, Ø 7 Fr. working channel	•	●	<b>18-2307</b>

## Operative Sheaths with Ergonomic Design

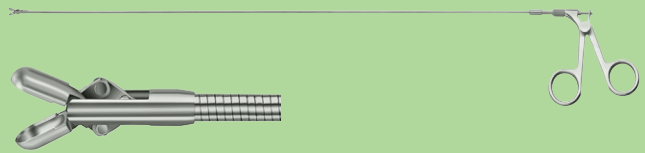
1 Rotatable Double-Stopcock



	For use with scope	Color coding	Item no.
	Ø 4 mm, 0°    Ø 4 mm, 12/30°		
<b>Operative</b> sheath, continuous-flow, Ø 7 Fr. working channel	•	●	<b>18-2300-0</b>
<b>Operative</b> sheath, continuous-flow, Ø 7 Fr. working channel	•	●	<b>18-2300</b>

## Biopsy Forceps

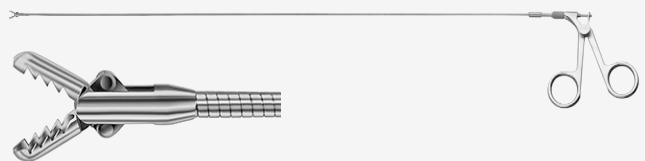
For Use with Diagnostic and Operative Sheaths



	Diameter		Type		Length		Item no.
	Ø 5 Fr.	Ø 7 Fr.	flexible	semi-rigid	340 mm	400 mm	
Biopsy forceps, double-action	•		•			•	18-2330
Biopsy forceps, double-action		•	•			•	18-2310
Biopsy forceps, double-action	•			•	•		18-2330SR-34
Biopsy forceps, double-action	•			•		•	18-2330SR
Biopsy forceps, double-action		•		•	•		18-2310SR-34
Biopsy forceps, double-action		•		•		•	18-2310SR

## Foreign Body Forceps

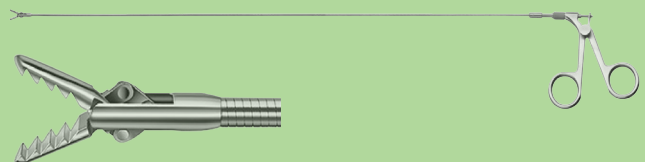
For Use with Diagnostic and Operative Sheaths



	Diameter		Type		Length		Item no.
	Ø 5 Fr.	Ø 7 Fr.	flexible	semi-rigid	340 mm	400 mm	
Foreign body forceps, double-action	•		•			•	18-2333
Foreign body forceps, double-action		•	•			•	18-2325
Foreign body forceps, double-action	•			•	•		18-2333SR-34
Foreign body forceps, double-action	•			•		•	18-2333SR

## Serrated Grasping Forceps

For Use with Diagnostic and Operative Sheaths

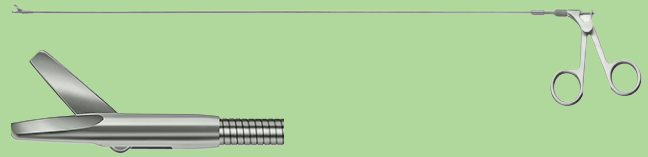


	Diameter		Type		Length		Item no.
	Ø 5 Fr.	Ø 7 Fr.	flexible	semi-rigid	340 mm	400 mm	
Serrated grasping forceps, double-action	•		•			•	18-2332
Serrated grasping forceps, double-action		•	•			•	18-2320
Serrated grasping forceps, double-action	•			•	•		18-2332SR-34
Serrated grasping forceps, double-action	•			•		•	18-2332SR
Serrated grasping forceps, double-action		•		•	•		18-2320SR-34
Serrated grasping forceps, double-action		•		•		•	18-2320SR



## Scissors

For Use with Diagnostic and Operative Sheaths



	Diameter		Type		Length		Item no.
	Ø 5 Fr.	Ø 7 Fr.	flexible	semi-rigid	340 mm	400 mm	
<b>Scissors</b> , single-action	•		•			•	18-2331
<b>Scissors</b> , single-action		•	•			•	18-2315
<b>Scissors</b> , single-action	•			•	•		18-2331SR-34
<b>Scissors</b> , single-action	•			•		•	18-2331SR
<b>Scissors</b> , single-action		•		•	•		18-2315SR-34
<b>Scissors</b> , single-action		•		•		•	18-2315SR

## Hook Scissors

For Use with Diagnostic and Operative Sheaths



	Type		Item no.
	flexible	semi-rigid	
<b>Hook scissors</b> , Ø 7 Fr., 400 mm	•		18-4140
<b>Hook scissors</b> , Ø 7 Fr., 400 mm		•	18-4140SR

## DJ Grasping Forceps

For Use with Diagnostic and Operative Sheaths



	Diameter		Type		Item no.
	Ø 5 Fr.	Ø 7 Fr.	flexible	semi-rigid	
<b>DJ grasping forceps</b> , double-action, 400 mm	•		•		18-4170
<b>DJ grasping forceps</b> , double-action, 400 mm		•	•		18-4170-7
<b>DJ grasping forceps</b> , double-action, 400 mm	•			•	18-4170SR
<b>DJ grasping forceps</b> , double-action, 400 mm		•		•	18-4170-7SR

## Scissors, Pointed


For Use with Diagnostic and Operative Sheaths



	Diameter		Length		Item no.
	Ø 5 Fr.	Ø 7 Fr.	340 mm	400 mm	
<b>Scissors</b> , pointed, single action, semi-rigid	•		•		<b>18-4152SR-34</b>
<b>Scissors</b> , pointed, single action, semi-rigid	•			•	<b>18-4152SR</b>
<b>Scissors</b> , pointed, single action, semi-rigid		•	•		<b>18-4172SR-34</b>
<b>Scissors</b> , pointed, single action, semi-rigid		•		•	<b>18-4172SR</b>

## Cutting Biopsy Punch

For Use with Diagnostic and Operative Sheaths



	Length		Item no.
	340 mm	400 mm	
<b>Cutting biopsy punch</b> , Ø 5 Fr., semi-rigid	•		<b>18-2326SR-34</b>
<b>Cutting biopsy punch</b> , Ø 5 Fr., semi-rigid		•	<b>18-2326SR</b>

## Tenaculum Grasper

For Use with Diagnostic and Operative Sheaths



	Diameter		Length		Item no.
	Ø 5 Fr.	Ø 7 Fr.	340 mm	400 mm	
<b>Tenaculum</b> grasper, for stone fragments, semi-rigid	•		•		<b>18-4155SR-34</b>
<b>Tenaculum</b> grasper, for stone fragments, semi-rigid	•			•	<b>18-4155SR</b>
<b>Tenaculum</b> grasper, for stone fragments, semi-rigid		•	•		<b>18-4175SR-34</b>
<b>Tenaculum</b> grasper, for stone fragments, semi-rigid		•		•	<b>18-4175SR</b>

## Foreign Body Forceps

For Use with Diagnostic and Operative Sheaths



	Diameter		Length		Item no.
	Ø 5 Fr.	Ø 7 Fr.	340 mm	400 mm	
Foreign body forceps, single-action, semi-rigid	•		•		18-4156SR-34
Foreign body forceps, single-action, semi-rigid	•			•	18-4156SR
Foreign body forceps, single-action, semi-rigid		•	•		18-4176SR-34
Foreign body forceps, single-action, semi-rigid		•		•	18-4176SR

## Flexible Ball Electrodes

For Use with Diagnostic and Operative Sheaths



	Diameter			Item no.
	Ø 3 Fr.	Ø 5 Fr.	Ø 7 Fr.	
Flexible ball electrode, monopolar, 470 mm	•			32-4202-3
Flexible ball electrode, monopolar, 470 mm		•		32-4202
Flexible ball electrode, monopolar, 470 mm			•	32-4150

## Flexible Needle Electrodes


For Use with Diagnostic and Operative Sheaths



	Diameter			Item no.
	Ø 3 Fr.	Ø 5 Fr.	Ø 7 Fr.	
Flexible needle electrode, monopolar, 470 mm	•			32-4201-3
Flexible needle electrode, monopolar, 470 mm		•		32-4201
Flexible needle electrode, monopolar, 470 mm			•	32-4155

## Flexible Loop Electrodes

For Use with Diagnostic and Operative Sheaths



	Diameter		Item no.
	Ø 5 Fr.	Ø 7 Fr.	
Flexible loop electrode, monopolar, 470 mm	•		32-4203-5
Flexible loop electrode, monopolar, 470 mm		•	32-4202

## Flexible Ball Electrode


For Use with Diagnostic and Operative Sheaths



	Item no.
Flexible ball electrode, bipolar, Ø 5 Fr., 360 mm	32-4202BP

## Flexible Needle Electrode

For Use with Diagnostic and Operative Sheaths



	Item no.
Flexible needle electrode, bipolar, Ø 5 Fr., 360 mm	32-4201BP



18-2340HD  
CE 0483

Ackermann  
HIGH DEFINITION

# Operative Hysteroscope

## Key Features

- **Multifunctional endo-operative solution** for treatment of a large number of gynaecological diseases, such as: polyps, adhesions, septum, fibroids (G0, G1 or G2 classes)
- **Ø 3 mm laparoscopic mini instruments** enable precise movements even in fundus and cornual areas
- Procedure can be performed under **local anesthesia**



## ... more Features

- Viewing angle of 6°
- Slim and robust design with Ø 4.8 mm working channel
- Instrument length of 360 mm, which is used with high-quality, ergonomic Endo Lock™ handles with 45° HF-port
- With an industry-leading small outer diameter Ackermann offers a truly minimally-invasive solution
- Reduced risk of endometrial thermal damages and synechiae



## Multifunctional Operative Hysteroscope



	Item no.
<b>Multifunctional operative Hysteroscope</b> , Ø 4.8 mm, 6° viewing angle, 90° ocular, 200mm	<b>18-2400</b>

## Operative Sheath incl. Obturator

For Use with 18-2361 and Operative Hysteroscope



	Color coding	Item no.
<b>Hysteroscopy OP-sheath incl. obturator</b> , 1 stopcock, 26 Fr.	●	<b>18-2321</b>
includes Hysteroscopy OP-sheath with one stopcock, 26 Fr., blue		18-2360
and Cannulated obturator for 18-2360		18-2361

## Cannulated Obturator

For Use with 18-2360 and Operative Hysteroscope



	Color coding	Item no.
<b>Cannulated</b> obturator	●	<b>18-2361</b>

## Endo Lock™ Handle w/o Ratchet

For Use with Miniature Instruments



**Endo Lock™ handle** without ratchet, black

Item no.

13-1367RCFI

## Endo Lock™ Handle with Universal Ratchet

For Use with Miniature Instruments




**Endo Lock™ handle** with universal ratchet, black

Item no.

13-1384RCFI

## Miniature Metzenbaum Scissors, Straight

For Use with Operative Hysteroscope



**Miniature Metzenbaum scissors**, straight, double-action, Ø 3 mm, 360 mm


Item no.

23-3005



## Miniature Metzenbaum Scissors, Curved

For Use with Operative Hysteroscope



	<b>Item no.</b>
<b>Miniature Metzenbaum scissors</b> , curved, serrated, single-action, Ø 3 mm, 360 mm	<b>23-3010</b>

## Miniature Maryland Grasping Forceps

For Use with Operative Hysteroscope



	<b>Item no.</b>
<b>Miniature Maryland grasping forceps</b> , double-action, Ø 3 mm, 360 mm	<b>23-3025</b>

## Miniature Allis Grasping Forceps

For Use with Operative Hysteroscope



	<b>Item no.</b>
<b>Miniature Allis grasping forceps</b> , single-action, Ø 3 mm, 360 mm	<b>23-3041</b>

# Miniature Grasping Forceps

For Use with Operative Hysteroscope



**Miniature grasping forceps**, double-action, Ø 3 mm, 360 mm

**Item no.**  
**23-3042**



# Hystero Resectoscopy

## Table of Contents

FullHD Hysteroscopes / **p. 18 - 19**

Bipolar Hystero Resectoscopy / **p. 38 - 42**

Universal Hystero Resectoscopy / **p. 44 - 49**

Monopolar Hystero Resectoscopy / **p. 50 - 55**

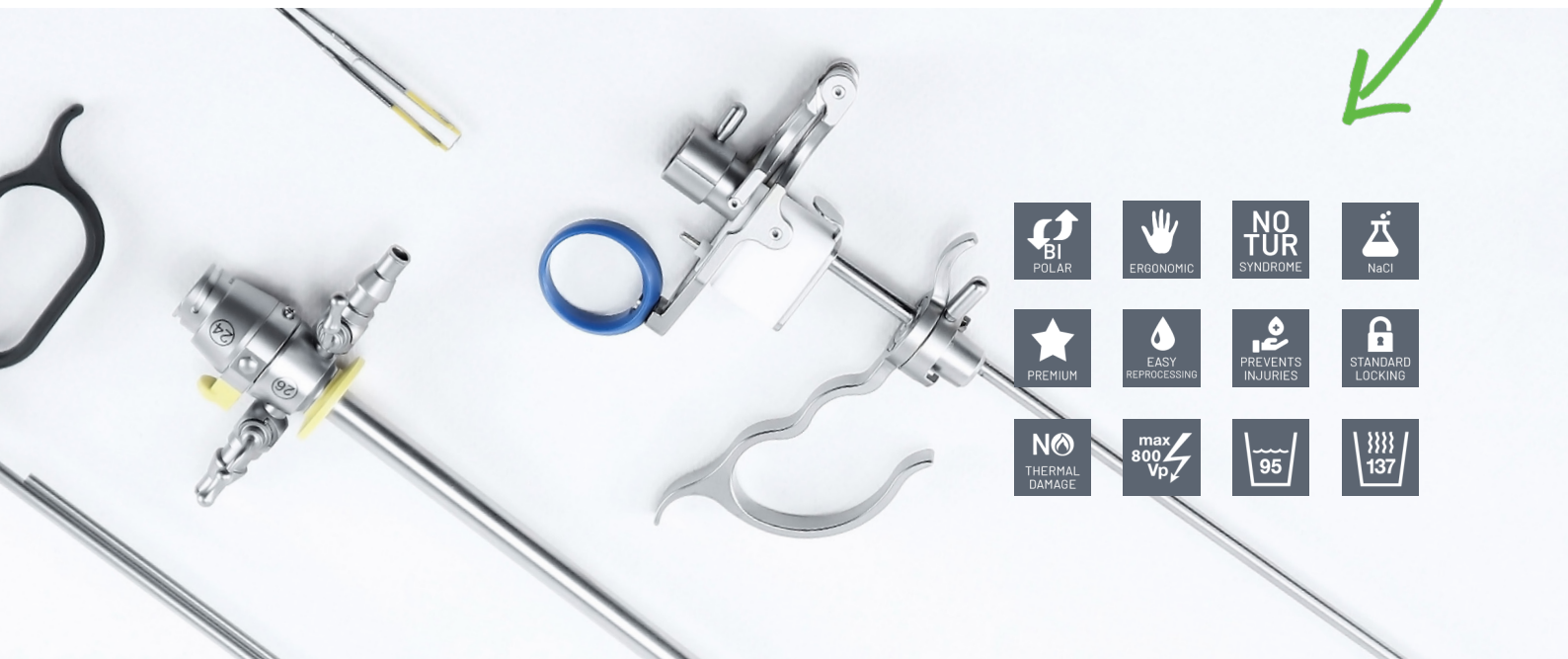




# Bipolar Hystero Resectoscopy


## Key Features

- **True bipolar system** featuring a fully controlled flow of current eliminating the risk of unwanted thermal damage or electric exposure
- Specially insulated electrode tips ensure no **accidental tissue coagulation** by a second electrode
- **Convenient electrode replacement** without the need of removing the cable in situ
- **Open system** with enhanced compatibility properties



## ... more Features


- No risk of TUR syndrome by use of NaCl
- Single bipolar connector and quick assembly
- Excellent cutting, ignition and coagulation performance due to minimized distance between electrodes
- Premium, durable reusable electrodes





## Bipolar Working Element, Passive


For Use with Ø 24 / 26 Fr. Bipolar Electrodes, Sheath and Ø 4 mm Scope



	<b>Item no.</b>
<b>Bipolar working element</b> , closed handle, passive	<b>32-4220BP</b>

## Bipolar Working Element, Active


For Use with Ø 24 / 26 Fr. Bipolar Electrodes, Sheath and Ø 4 mm Scope



	<b>Item no.</b>
<b>Bipolar working element</b> , closed handle, active	<b>32-4216BP</b>

## Bipolar Loop Electrode, 90°


For Use with 0° Scope



	<b>Color coding</b>	<b>Item no.</b>
<b>Loop electrode 90°</b> , bipolar	●	<b>32-4235BP</b>

## Bipolar Loop Electrode, Retrograde


For Use with 30° Scope



	Color coding	Item no.
Loop electrode, retrograde, bipolar, Ø 24 / 26 Fr.	●	32-4240BP

## Bipolar Loop Electrode, Straight


For Use with 0° / 12° / 30° Scope



	Color coding	Item no.
Loop electrode, straight, bipolar, Ø 24 / 26 Fr.	●	32-4245BP

## Bipolar Ball Electrode

For Use with 0° / 12° / 30° Scope



	Color coding	Item no.
Ball electrode Ø 3 mm, bipolar, Ø 24 / 26 Fr.	●	32-4250BP



## Bipolar Knife Electrode


For Use with 0° / 12° / 30° Scope



	Color coding	Item no.
<b>Knife electrode, bipolar, Ø 24 / 26 Fr.</b>	●	<b>32-4265BP</b>

## Bipolar Roller Barrel Electrode

For Use with 0° / 12° / 30° Scope



	Color coding	Item no.
<b>Roller barrel electrode, bipolar, Ø 24 / 26 Fr.</b>	●	<b>32-4266BP</b>

## Resectoscopy Sheath incl. Obturator

Continuous-flow, Rotatable / Adults & Adolescents



	Color coding	Item no.
<b>Resectoscopy sheath incl. obturator, continuous-flow, rotatable, Ø 24 / 26 Fr., for use with Ø 4 mm scope</b>	●	<b>32-4205RR</b>
includes Resectoscopy outer sheath, continuous-flow, rotatable		32-4205RROS
and Resectoscopy inner sheath, continuous-flow, rotatable		32-4205RRIS
and Standard obturator for resectoscopy sheath		32-4227

## Standard Resectoscopy Obturator



	Color coding	Item no.
<b>Standard obturator</b> for resectoscopy sheath, Ø 24 / 26 Fr.	●	<b>32-4227</b>

## Visual Resectoscopy Obturator, Working Channel



	Color coding	Item no.
<b>Visual obturator</b> for resectoscopy sheath with Ø 6 Fr. working channel, Ø 24 / 26 Fr.	●	<b>32-4228-6</b>



# Universal Hystero Resectoscopy

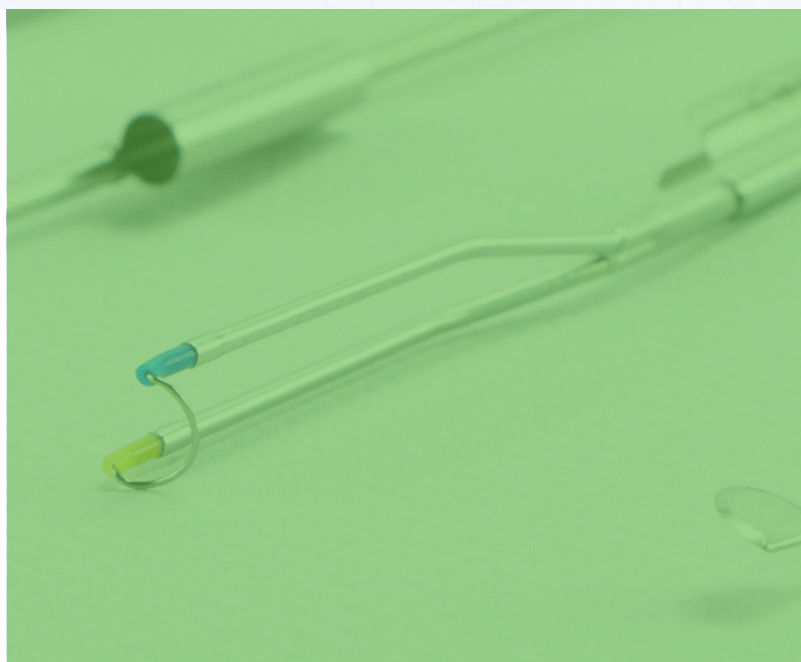
## Key Features

- Combines **monopolar** and **bipolar Resectoscopy** in one system for complete versatility
- **Quick-Lock connector** for convenient assembly and disassembly
- Ergonomic, **light-weight handle design** with finger tang for maximum comfort
- **Complete range** of working elements and electrodes available



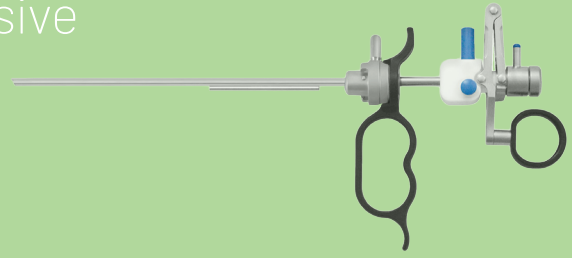
## ... more Features

- Monopolar mode by using a monopolar cable, neutral electrode and Glycine/ Sorbitol irrigation fluid
- Bipolar mode by using a bipolar cable and NaCl irrigation fluid



## Universal Working Element, Passive

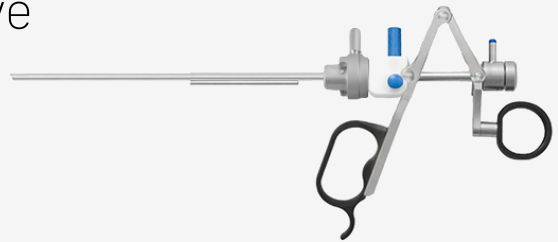
For Use with Ø 24 / 26 Fr. Universal Electrodes, Sheath and Ø 4 mm Scope



	<b>Item no.</b>
<b>Universal working element</b> , closed handle, passive	<b>32-4220U</b>

## Universal Working Element, Active


For Use with Ø 24 / 26 Fr. Universal Electrodes, Sheath and Ø 4 mm Scope



	<b>Item no.</b>
<b>Universal working element</b> , closed handle, active	<b>32-4216U</b>

## Universal Working Element, Passive


For Use with Ø 17.5 / 18.5 Fr. Universal Electrodes, Sheath and Ø 2.9 mm Scope



<b>QL</b>	<b>Universal working element</b> , closed handle, passive, Quick-Lock	<b>Item no.</b> <b>32-4275U</b>
-----------	---	------------------------------------

## Universal Loop Electrode, 90°

For Use with 0° Scope



	Color coding	Item no.
Loop electrode, 90°, universal, Ø 24 / 26 Fr.		32-4235U

## Universal Loop Electrodes, Retrograde

For Use with 30° Scope



	For use with sheath Ø 17.5 / 18.5 Fr.    Ø 24 / 26 Fr.	Color coding	Item no.
Loop electrode, retrograde, universal	•		32-4287U
Loop electrode, retrograde, universal	•		32-4240U

## Universal Loop Electrodes, Straight

For Use with 0° / 12° / 30° Scope



	For use with sheath Ø 17.5 / 18.5 Fr.    Ø 24 / 26 Fr.	Color coding	Item no.
Loop electrode, straight, universal	•		32-4286U
Loop electrode, straight, universal	•		32-4245U

## Universal Ball Electrodes


For Use with 0° / 12° / 30° Scope



	For use with sheath Ø 17.5 / 18.5 Fr.    Ø 24 / 26 Fr.	Color coding	Item no.
<b>Ball electrode</b> , Ø 3 mm, universal	•	●	32-4288U
<b>Ball electrode</b> , Ø 3 mm, universal	•	●	32-4250U

## Universal Knife Electrodes

For Use with 0° / 12° / 30° Scope



	For use with sheath Ø 17.5 / 18.5 Fr.    Ø 24 / 26 Fr.	Color coding	Item no.
<b>Knife electrode</b> , universal	•	●	32-4289U
<b>Knife electrode</b> , universal	•	●	32-4265U

## Universal Vaporization Electrode


For Use with 0° / 12° / 30° Scope



	Color coding	Item no.
<b>Vaporization electrode</b> , universal, Ø 24 / 26 Fr.	●	32-4255U

# Universal Roller Barrel Electrodes

For Use with 0° / 12° / 30° Scope



	For use with sheath	Color coding	Item no.
	Ø 17.5 / 18.5 Fr.    Ø 24 / 26 Fr.		
<b>Roller Barrel electrode, Ø 3 mm, universal</b>	•	●	<b>32-4284U</b>
<b>Roller Barrel electrode, Ø 3 mm, universal</b>		●	<b>32-4266U</b>

# Resectoscopy Sheaths incl. Obturator

Continuous-flow, Rotatable / Adults & Adolescents



	Diameter	For use with scope	Color coding	Item no.
		Ø 2.9 mm    Ø 4 mm		
<b>Resectoscopy sheath incl. obturator, continuous-flow, rotatable</b> includes Resectoscopy outer sheath, continuous-flow, rotatable 32-4205RR0S and Resectoscopy inner sheath, continuous-flow, rotatable 32-4205RRIS and Standard obturator for resectoscopy sheath 32-4227	Ø 24 / 26 Fr.	•	●	<b>32-4205RR</b>
<b>QL Resectoscopy sheath incl. obturator, continuous-flow, rotatable</b> includes Resectoscopy outer sheath, continuous-flow, rotatable 32-4282RR0S and Resectoscopy inner sheath, continuous-flow, rotatable 32-4282RRIS and Standard obturator for resectoscopy sheath 32-4344	Ø 17.5/18.5 Fr.	•	●	<b>32-4282RR</b>



## Standard Resectoscopy Obturators



	For use with sheath	Color coding	Item no.
<b>Standard obturator</b> for resectoscopy sheath	Ø 24 / 26 Fr.	●	<b>32-4227</b>
<b>QL</b> <b>Standard obturator</b> for resectoscopy sheath	Ø 17.5 / 18.5 Fr.	●	<b>32-4344</b>

## Visual Resectoscopy Obturators, Working Channel



	Diameter	Color coding	Item no.
<b>Visual obturator</b> for resectoscopy sheath with Ø 6 Fr. working channel	Ø 24 / 26 Fr.	●	<b>32-4228-6</b>
<b>QL</b> <b>Visual obturator</b> for resectoscopy sheath with Ø 5 Fr. working channel	Ø 17.5 / 18.5 Fr.	●	<b>32-4342-17</b>

# Monopolar Hystero Resectoscopy

## Key Features

- Designed for the treatment of **adults, adolescents and children**
- Ergonomic, **light-weight handle design** with finger tang for maximum comfort
- **Open system** with enhanced compatibility properties
- **Complete range** of working elements and electrodes available



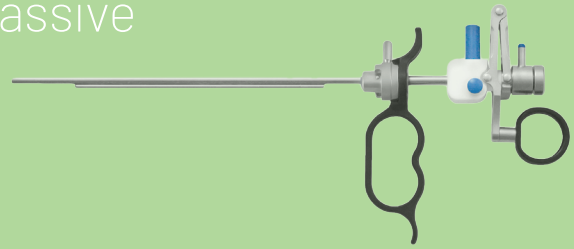
### ... more Features

- To be used with a monopolar cable, neutral electrode and Glycine/Sorbitol irrigation fluid



## Monopolar Working Elements, Passive

For Use with Monopolar Electrodes, Sheath and Ø 4 mm Scope



	For use with electrodes			Color coding	Item no.
	Ø 19 Fr.	Ø 24 Fr.	Ø 27 Fr.		
<b>Monopolar working element</b> , closed handle, passive		•	•	●	<b>32-4220</b>
<b>Monopolar working element</b> , closed handle, passive	•			●	<b>32-4275</b>

## Monopolar Working Elements, Active


For Use with Monopolar Electrodes, Sheath and Ø 4 mm Scope



	For use with electrodes			Color coding	Item no.
	Ø 19 Fr.	Ø 24 Fr.	Ø 27 Fr.		
<b>Monopolar working element</b> , closed handle, active		•	•	●	<b>32-4216</b>
<b>Monopolar working element</b> , closed handle, active	•			●	<b>32-4285</b>

## Monopolar Loop Electrode, 90°

For Use with 0° Scope



	Color coding	Item no.
<b>Loop electrode, 90°</b> , monopolar, Ø 24 / 26 Fr.	●	<b>32-4235</b>

## Monopolar Loop Electrodes, Retrograde

For Use with 30° Scope



	For use with sheath	Color coding	Item no.
	Ø 19 / 22 Fr.    Ø 24 / 26 Fr.		
<b>Loop electrode retrograde</b> , monopolar	•	●	<b>32-4240</b>
<b>Loop electrode retrograde</b> , monopolar	•	●	<b>32-4277</b>

## Monopolar Loop Electrode, Straight

For Use with 0° / 12° / 30° Scope



	Color coding	Item no.
<b>Loop electrode, straight</b> , monopolar, Ø 24 / 26 Fr.	●	<b>32-4276</b>

## Monopolar Ball Electrodes

For Use with 0° / 12° / 30° Scope



	Ball diameter	For use with sheath	Color coding	Item no.
	Ø 3 mm    Ø 5 mm	Ø 19 / 22 Fr.    Ø 24 / 26 Fr.		
<b>Ball electrode</b> , monopolar	•	•	●	<b>32-4250</b>
<b>Ball electrode</b> , monopolar	•	•	●	<b>32-4260</b>
<b>Ball electrode</b> , monopolar	•	•	●	<b>32-4278</b>

## Monopolar Knife Electrodes

For Use with 0° / 12° / 30° Scope



	For use with sheath	Color coding	Item no.
	Ø 19 / 22 Fr.    Ø 24 / 26 Fr.		
<b>Knife electrode</b> , monopolar	•	●	<b>32-4265</b>
<b>Knife electrode</b> , monopolar	•	●	<b>32-4279</b>

## Monopolar Vaporization Electrodes



For Use with 0° / 12° / 30° Scope



	Tip diameter	Color coding	Item no.
	Ø 3 mm    Ø 5 mm		
<b>Vaporization electrode</b> , monopolar, Ø 24 / 26 Fr.	•	●	<b>32-4255</b>
<b>Vaporization electrode</b> , monopolar, Ø 24 / 26 Fr.	•	●	<b>32-4256</b>

## Monopolar Cone Electrode


For Use with 0° / 12° / 30° Scope



	Color coding	Item no.
<b>Cone electrode</b> , monopolar, Ø 24 / 26 Fr.	●	<b>32-4258</b>

# Monopolar Roller Barrel Electrodes

For Use with 0° / 12° / 30° Scope



	Ball diameter		For use with sheath		Color coding	Item no.
	Ø 3 mm	Ø 5 mm	Ø 19 / 22 Fr.	Ø 24 / 26 Fr.		
<b>Roller Barrel electrode, monopolar</b>	•			•	●	<b>32-4266</b>
<b>Roller Barrel electrode, monopolar</b>		•		•	●	<b>32-4271</b>
<b>Roller Barrel electrode, monopolar</b>	•		•		●	<b>32-4274</b>

# Resectoscopy Sheaths incl. Obturator

Continuous-Flow, Rotatable / Adults & Adolescents



	Diameter	For use with scope		Color coding	Item no.
		Ø 2.9 mm	Ø 4 mm		
<b>Resectoscopy sheath incl. obturator, continuous-flow, rotatable</b> includes Resectoscopy outer sheath, continuous-flow, rotatable 32-4205RR0S and Resectoscopy inner sheath, continuous-flow, rotatable 32-4205RRIS and Standard obturator for resectoscopy sheath 32-4227	Ø 24 / 26 Fr.		•	●	<b>32-4205RR</b>
<b>Resectoscopy sheath incl. obturator, continuous-flow, rotatable</b> includes Resectoscopy outer sheath, continuous-flow, rotatable 32-4292RR0S and Resectoscopy inner sheath, continuous-flow, rotatable 32-4292RRIS and Standard obturator for resectoscopy sheath 32-42910	Ø 19 / 22 Fr.	•		●	<b>32-4292RR</b>

## Standard Resectoscopy Obturators



	For use with sheath	Color coding	Item no.
<b>Standard obturator</b> for resectoscopy sheath	Ø 24 / 26 Fr.	●	<b>32-4227</b>
<b>Standard obturator</b> for resectoscopy sheath	Ø 19 / 22 Fr.	●	<b>32-42910</b>

## Visual Resectoscopy Obturator, Working Channel



	Color coding	Item no.
<b>Visual obturator</b> for resectoscopy sheath with Ø 6 Fr. working channel, Ø 24 / 26 Fr.	●	<b>32-4228-6</b>

# Gynaecology Accessories

## Table of Contents

Cohen Cannula, Uterine Clamp, Uterus Manipulator & Adapters / **p. 58 - 60**

Ring Applicator & Myoma Screw / **p. 60**

Cables for Bipolar, Universal & Monopolar Hystero Resectoscopy / **p. 61 - 62**







# Cohen Cannula


With 2 Adapters



	Item no.
<b>Cohen cannula</b> with 2 portio adapters, large and small	<b>18-2350</b>

# Portio Adapter

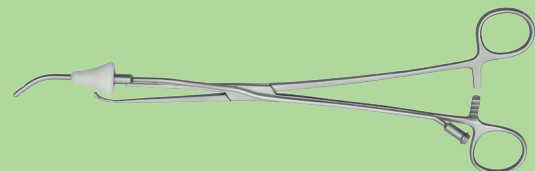
For Use with 18-2350



	Type		Item no.
	small	large	
<b>Portio adapter</b> for Cohen cannula	•		<b>18-2350-100</b>
<b>Portio adapter</b> for Cohen cannula		•	<b>18-2350-200</b>

# Uterine Clamp

With Adapter



	Item no.
<b>Uterine clamp</b> with portio adapter, small	<b>18-2353</b>

# Uterus Manipulator

W/o Adapters



	Item no.
Uterus manipulator without adapters	18-2356

## Adapters, Curved

For Use with 18-2356



	Diameter / Length	Item no.
	∅ 8 mm / 80 mm    ∅ 10 mm / 100 mm	
Portio adapter for Uterus manipulator, curved	•	18-2356-100
Portio adapter for Uterus manipulator, curved	•	18-2356-200

## Adapters, Very Small

For Use with 18-2356



	Type	Item no.
	short    long	
Portio adapter for Uterus manipulator, very small	•	18-2356-300
Portio adapter for Uterus manipulator, very small	•	18-2356-400

## Adapters, Cone Shaped

For Use with 18-2356



	Type		Item no.
	short	long	
<b>Portio adapter</b> for Uterus manipulator, cone shaped	•		<b>18-2356-500</b>
<b>Portio adapter</b> for Uterus manipulator, cone shaped		•	<b>18-2356-600</b>


## Ring Applicators

Incl. Cone (13-1618-200) and Loading Device (13-1618-300)



	Diameter		Length		For use with			Item no.
	Ø 6 mm	Ø 6.5 mm	330 mm	400 mm	instrument bridge	scope	trocars sleeve	
<b>Ring applicator</b>	•			•	•			<b>13-1618</b>
<b>Ring applicator</b>	•			•		•		<b>13-1618OV</b>
<b>Ring applicator</b>		•		•			•	<b>13-1618TR</b>





## Myoma Screws



	Diameter / Length			Item no.
	Ø 5 mm / 380 mm	Ø 5 mm / 450 mm	Ø 10 mm / 420 mm	
<b>Myoma screw</b>	•			<b>10-1096</b>
<b>Myoma screw</b>		•		<b>10-1096-45</b>
<b>Myoma screw</b>			•	<b>10-1097</b>

## Bipolar Resectoscopy Cables

For Use with Bipolar Resectoscopes

		Generator side			Item no.
		2-Banana	Storz <sup>1</sup> / Erbe <sup>1</sup>	Martin <sup>1</sup> / Berchtold <sup>1</sup> / Aesculap <sup>1</sup> GK55 and GK 60	
<b>Round plug</b> instrument side  	3 m length				
	•				13-1641UR
			•		13-1643UR
				•	13-1644UR






## Universal Resectoscopy Cables

For Use with Universal Resectoscopes max. 0.8 kVp

		Generator side			Item no.
		2-Banana	Storz <sup>1</sup> / Erbe <sup>1</sup>	Martin <sup>1</sup> / Berchtold <sup>1</sup> / Aesculap <sup>1</sup> GK55 and GK 60	
<b>Round plugs, 2</b> instrument sides  	3 m length				
	•				13-1641U
			•		13-1643U
				•	13-1644U

# Monopolar Resectoscopy Cables

For Use with Monopolar Resectoscopes

		Generator side				Item no.
		Ackermann / Erbe T <sup>1</sup> / Martin <sup>1</sup> / Berchthold <sup>1</sup>	Erbe ACC <sup>1</sup> / ICC-VIO <sup>1</sup>	Bovie <sup>1</sup> / Valleylab <sup>1</sup> / Conmed <sup>1</sup>	Martin <sup>1</sup> / Berchtold <sup>1</sup> / Aesculap <sup>1</sup>	
						
		3 m length	3 m length	3 m length	3 m length	
<b>Ø 2 mm instrument side, round plug</b>  	•					11-1260UR
		•				11-1261UR
				•		11-1262UR
					•	11-1263UR



# Alphanumeric Index

## Item Numbers at a Glance

<b>Numeric Item #</b>			
11-1249-100	<b>7</b>	18-2315	<b>9, 25</b>
11-1260UR	<b>13, 14, 62</b>	18-2315SR	<b>25</b>
11-1261UR	<b>62</b>	18-2315SR-34	<b>25</b>
11-1262UR	<b>62</b>	18-2316	<b>20</b>
11-1263UR	<b>62</b>	18-2317	<b>22</b>
13-1367RCFI	<b>8, 32</b>	18-2317-4,0	<b>22</b>
13-1384RCFI	<b>8, 32</b>	18-2317-4,0S	<b>22</b>
13-1618	<b>60</b>	18-2317L	<b>22</b>
13-1618OV	<b>60</b>	18-2318	<b>22</b>
13-1618TR	<b>60</b>	18-2318-4,0	<b>22</b>
13-1641U	<b>11, 12, 61</b>	18-2318-4,0S	<b>22</b>
13-1641UR	<b>10, 61</b>	18-2318L	<b>22</b>
13-1643U	<b>61</b>	18-2319	<b>23</b>
13-1643UR	<b>61</b>	18-2320	<b>24</b>
13-1644U	<b>61</b>	18-2320SR	<b>24</b>
13-1644UR	<b>61</b>	18-2320SR-34	<b>24</b>
18-2300	<b>23</b>	18-2321	<b>8, 31</b>
18-2300-0	<b>23</b>	18-2322	<b>7, 22</b>
18-2301	<b>20, 21</b>	18-2322-4,0	<b>22</b>
18-2303	<b>20, 21</b>	18-2322-4,0S	<b>22</b>
18-2304	<b>21</b>	18-2322L	<b>22</b>
18-2304-0	<b>21</b>	18-2325	<b>9, 24</b>
18-2305	<b>20</b>	18-2326SR	<b>9, 26</b>
18-2306	<b>6, 20</b>	18-2326SR-34	<b>26</b>
18-2306-0	<b>20</b>	18-2330	<b>24</b>
18-2307	<b>23</b>	18-2330SR	<b>6, 7, 24</b>
18-2307-0	<b>23</b>	18-2330SR-34	<b>24</b>
18-2308-0	<b>23</b>	18-2331	<b>25</b>
18-2309	<b>21</b>	18-2331SR	<b>25</b>
18-2309-0	<b>21</b>	18-2331SR-34	<b>25</b>
18-2310	<b>9, 24</b>	18-2332	<b>24</b>
18-2310SR	<b>24</b>	18-2332SR	<b>6, 7, 24</b>
18-2310SR-34	<b>24</b>	18-2332SR-34	<b>24</b>
18-2311	<b>21</b>	18-2333	<b>24</b>
18-2311-0	<b>21</b>	18-2333SR	<b>7, 24</b>
18-2312	<b>21</b>	18-2333SR-34	<b>24</b>
18-2314	<b>20</b>	18-2339	<b>20</b>
		18-2340HD	<b>19</b>
		18-2341HD	<b>10, 11, 13, 19</b>
		18-2342HD	<b>9, 19</b>
		18-2343HD	<b>19</b>
		18-2344HD	<b>19</b>
		18-2345HD	<b>19</b>
		18-2346HD	<b>6, 7, 12, 14, 19</b>
		18-2348	<b>20</b>
		18-2349	<b>20</b>
		18-2350	<b>58</b>
		18-2350-100	<b>58</b>
		18-2350-200	<b>58</b>
		18-2353	<b>58</b>
		18-2356	<b>59, 60</b>
		18-2356-100	<b>59</b>
		18-2356-200	<b>59</b>
		18-2356-300	<b>59</b>
		18-2356-400	<b>59</b>
		18-2356-500	<b>60</b>
		18-2356-600	<b>60</b>
		18-2357	<b>21</b>
		18-2357-0	<b>21</b>
		18-2358	<b>21</b>
		18-2359	<b>20</b>
		18-2359-0	<b>20</b>
		18-2360	<b>31</b>
		18-2361	<b>31</b>
		18-2400	<b>8, 31</b>
		18-4140	<b>9, 25</b>
		18-4140SR	<b>25</b>
		18-4152SR	<b>26</b>
		18-4152SR-34	<b>26</b>
		18-4155SR	<b>26</b>
		18-4155SR-34	<b>26</b>
		18-4156SR	<b>27</b>
		18-4156SR-34	<b>27</b>
		18-4170	<b>25</b>
		18-4170-7	<b>25</b>
		18-4170-7SR	<b>25</b>



18-4170SR	<b>25</b>	32-4245BP	<b>40</b>	70-8202	<b>8</b>
18-4172SR	<b>26</b>	32-4245U	<b>46</b>		
18-4172SR-34	<b>26</b>	32-4250	<b>13, 52</b>		
18-4175SR	<b>26</b>	32-4250BP	<b>10, 40</b>		
18-4175SR-34	<b>26</b>	32-4250U	<b>11, 47</b>		
18-4176SR	<b>27</b>	32-4255	<b>53</b>		
18-4176SR-34	<b>27</b>	32-4255U	<b>47</b>		
32-4068	<b>9</b>	32-4256	<b>53</b>		
32-4115	<b>9</b>	32-4258	<b>53</b>		
32-4150	<b>27</b>	32-4260	<b>13, 52</b>		
32-4155	<b>27</b>	32-4265	<b>13, 53</b>		
32-4201	<b>27</b>	32-4265BP	<b>10, 41</b>		
32-4201-3	<b>27</b>	32-4265U	<b>11, 47</b>		
32-4201BP	<b>28</b>	32-4266	<b>54</b>		
32-4202	<b>27, 28</b>	32-4266BP	<b>41</b>		
32-4202-3	<b>27</b>	32-4266U	<b>48</b>		
32-4202BP	<b>28</b>	32-4271	<b>54</b>		
32-4203-5	<b>28</b>	32-4274	<b>14, 54</b>		
32-4205RR	<b>9, 10, 11, 13, 41,</b>	32-4275	<b>14, 51</b>		
	<b>48, 54</b>	32-4275U	<b>12, 45</b>		
32-4205RRIS	<b>41, 48, 54</b>	32-4276	<b>52</b>		
32-4205RROS	<b>41, 48, 54</b>	32-4277	<b>14, 52</b>		
32-4216	<b>51</b>	32-4278	<b>52</b>		
32-4216BP	<b>39</b>	32-4279	<b>14, 53</b>		
32-4216U	<b>45</b>	32-4282RR	<b>12, 48</b>		
32-4220	<b>13, 51</b>	32-4282RRIS	<b>48</b>		
32-4220BP	<b>10, 39</b>	32-4282RROS	<b>48</b>		
32-4220U	<b>11, 45</b>	32-4284U	<b>48</b>		
32-4227	<b>9, 41, 42, 48, 49,</b>	32-4285	<b>51</b>		
	<b>54, 55</b>	32-4286U	<b>46</b>		
32-4228-6	<b>10, 11, 13, 42,</b>	32-4287U	<b>12, 46</b>		
	<b>49, 55</b>	32-4288U	<b>12, 47</b>		
32-4230	<b>10, 11, 12, 13, 14</b>	32-4289U	<b>12, 47</b>		
32-4235	<b>51</b>	32-42910	<b>54, 55</b>		
32-4235BP	<b>39</b>	32-4292RR	<b>14, 54</b>		
32-4235U	<b>46</b>	32-4292RRIS	<b>54</b>		
32-4240	<b>13, 52</b>	32-4292RROS	<b>54</b>		
32-4240BP	<b>10, 40</b>	32-4342-17	<b>12, 49</b>		
32-4240U	<b>11, 46</b>	32-4344	<b>48, 49</b>		



<sup>1</sup>Any companies mentioned in this catalogue including their brand names and related products are protected under intellectual property laws. The use of them does not imply any affiliation with or endorsement by them.

<sup>2</sup>Specifications, design and accessories in this catalogue are subject to change without any notice or obligation on the part of the manufacturer.

Copyright by Ackermann Instrumente GmbH. All rights reserved. Specifications, design and accessories in this catalogue are subject to change without any notice or obligation on the part of the manufacturer. No part may be copied or reproduced in any form. Revision 03/22



[www.ackermannsurgical.com](http://www.ackermannsurgical.com)



**Ackermann Instrumente GmbH**  
Eisenbahnstrasse 65-67  
78604 Rietheim-Weilheim, Germany